

Distributed by:

mahindra
Manulife

**MUTUAL
FUND**

AIM TO **ACCELERATE** YOUR SHORT TERM SAVINGS

MAHINDRA MANULIFE LOW DURATION FUND

(An open ended low duration debt scheme investing in instruments such that the Macaulay duration of the Portfolio is between 6 months and 12 months (please refer to page no. 34 of SID). A relatively low interest rate risk and moderate credit risk)

May 31, 2024

Why invest in this Scheme ?

- **Suitability:** An alternative to savings/ current bank accounts to park short-term surplus money.
- **Convenience:** Zero load, zero lock-in means redemptions are always possible at no additional cost.
- **Transparency:** Regular monthly factsheets highlight allocation of funds and performance of the scheme.

Asset Allocation & Other Details

Under normal circumstances the asset allocation pattern will be:

Instruments	Indicative Allocation (%of net assets)		Risk Profile Low/ Moderate/ High
	Minimum	Maximum	
Money Market & Debt instruments*	0%	100%	Low to Moderate
Units issued by REITs and InvITs	0%	10%	Moderately High

*Includes securitized debt up to 30% of the net assets of the Scheme
For complete details on asset allocation for the scheme please refer SID available on www.mahindramanulife.com or visit the nearest Investor Service Centre

Portfolio Update For the Month

- The Residual maturity is around 483.04 days
- The Annualised Portfolio YTM of the portfolio has decreased to 7.89%
- With our view on Gsec possibly offering better opportunities than Bonds, we derive around 30% of our duration through Gsecs in this fund

Scheme Positioning

- Play accrual strategy
- Limited duration play with tactical position
- Invest in good quality debt and money market instruments

Fund Manager: Mr. Rahul Pal

Total Experience : 22 years

Experience in managing this fund: 7 years and 4 months (managing since February 15, 2017)

Benchmark: CRISIL Low Duration Debt A-I Index

Entry Load: N.A.

Exit Load: Nil

Note: The data/statistics given above are to explain general market trends in the securities market, it should not be construed as any research report/ research recommendation.

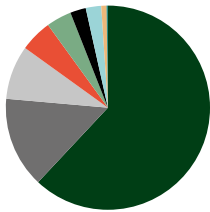
Portfolio Information

Current Month May 31, 2024		Previous Month April 30, 2024	
AUM (Rs. In Crore)	600.81	AUM (Rs. In Crore)	561.13
Monthly AAUM (Rs. In Crore)	575.16	Monthly AAUM (Rs. In Crore)	544.41
Annualised Portfolio YTM* ¹	7.89%	Annualised Portfolio YTM* ¹	7.91%
Macaulay Duration (days)	344.17	Macaulay Duration (days)	360.65
Modified Duration	0.94	Modified Duration	0.93
Residual Maturity (days)	483.04	Residual Maturity (days)	508.04

*In case of semi annual YTM, it will be annualised

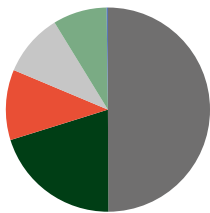
¹Yield to maturity should not be construed as minimum return offered by the Scheme

Asset Allocation (%)



- 61.98 - Corporate Bond
- 14.41 - Certificate of Deposit
- 8.56 - Cash & Cash Equivalents**
- 5.08 - Government Bond
- 3.99 - Treasury Bill
- 2.49 - Commercial Paper
- 2.44 - Reduced Face Value Bonds
- 0.84 - State Government Bond
- 0.21 - Corporate Debt Market Development Fund

Rating Profile (%)



- 49.93 - AAA/A1+
- 20.24 - AA+
- 11.14 - AA
- 9.92 - Sovereign
- 8.56 - Cash & Cash Equivalents**
- 0.21 - Corporate Debt Market Development Fund

**Cash & Cash Equivalents includes Fixed Deposits, Cash & Current Assets and TREPS.

Data as on May 31, 2024

Top 10 Debt Holdings

Current Month May 31, 2024		Previous Month April 30, 2024	
Security	% to Net Assets	Security	% to Net Assets
National Bank For Agriculture and Rural Development (CRISIL AAA / ICRA AAA rated CB)	6.54%	Axis Bank Limited (CRISIL A1+ rated CD)	7.31%
Axis Bank Limited (CRISIL A1+ rated CD)	6.39%	National Bank For Agriculture and Rural Development (CRISIL AAA / ICRA AAA rated CB)	7.07%
TATA Realty & Infrastructure Limited (ICRA AA+ rated CB)	5.65%	TATA Realty & Infrastructure Limited (ICRA AA+ rated CB)	6.05%
LIC Housing Finance Limited (CRISIL AAA rated CB)	5.42%	Godrej Industries Limited (CRISIL AA rated CB)	5.02%
Godrej Industries Limited (CRISIL AA rated CB)	4.70%	Embassy Office Parks REIT (CRISIL AAA rated CB)	4.88%
Embassy Office Parks REIT (CRISIL AAA rated CB)	4.56%	LIC Housing Finance Limited (CRISIL AAA rated CB)	4.59%
Shriram Finance Limited (CRISIL AA+ rated CB)	4.16%	Shriram Finance Limited (CRISIL AA+ rated CB)	4.48%
Bharti Telecom Limited (CRISIL AA+ rated CB)	4.16%	Bharti Telecom Limited (CRISIL AA+ rated CB)	4.45%
Small Industries Dev Bank of India (CRISIL AAA rated CB)	4.15%	Small Industries Dev Bank of India (CRISIL AAA rated CB)	4.44%
Export Import Bank of India (CRISIL AAA rated CB)	4.08%	Export Import Bank of India (CRISIL AAA rated CB)	4.36%
Total	49.81%	Total	52.65%

CP - Commercial Paper, CD - Certificate of Deposit, CB - Corporate Bond, SOV- Sovereign

Significant Portfolio Changes Of The Current Month

Fresh additions	Complete exits
Security	Security
91 Days Tbill (MD 08/08/2024) (SOV)	Mindspace Business Parks REIT (CB)
Godrej Properties Limited (CB)	-
PNB Housing Finance Limited (CB)	-

CP - Commercial Paper, CD - Certificate of Deposit, CB - Corporate Bond, SOV- Sovereign

Note: The companies/stock(s) referred above are only for the purpose of disclosure of significant portfolio changes during the month and should not be construed as recommendation to buy/sell/ hold. The fund manager may or may not choose to hold these companies/stocks, from time to time. Investors are requested to consult their financial, tax and other advisors before taking any investment decision(s).

Easy Systematic Plans

Systematic Investment Plan	<p>With this you can</p> <ul style="list-style-type: none"> • Build corpus in the long term • Take advantage of rupee cost averaging • Experience the power of compounding even on small investments <p>Choice of frequencies</p> <ul style="list-style-type: none"> • Weekly • Monthly • Quarterly 	<p>Choice of dates</p> <p>Any date of your choice</p> <p>Minimum amounts / instalments</p> <ul style="list-style-type: none"> • 6 instalments of ₹ 500 each under weekly frequency • 6 instalments of ₹ 500 each under monthly frequency • 4 instalments of ₹ 1500 each under quarterly frequency
Systematic Transfer Plan	<p>With this you can</p> <ul style="list-style-type: none"> • Take measured exposure into a new asset class • Rebalance your portfolio <p>Choice of frequencies</p> <ul style="list-style-type: none"> • Daily • Weekly • Monthly • Quarterly 	<p>Choice of dates</p> <p>Any date[^] of your choice</p> <p>Minimum amounts / instalments</p> <ul style="list-style-type: none"> • 6 instalments of ₹500 each under daily, weekly and monthly frequency • 4 instalments of ₹1500 each under quarterly frequency
Systematic withdrawal Plan	<p>With this you can</p> <ul style="list-style-type: none"> • Meet regular expenses 	<p>Choice of dates</p> <p>Any date of your choice</p>

[^]STP can be registered for any date under the monthly and quarterly frequencies and for any business day under the weekly frequency.

Scheme Performance (as on May 31, 2024)

Mahindra Manulife Low Duration Fund

Managed by Rahul Pal	CAGR Returns (%)				Value of Investment of ₹ 10,000*				NAV / Index Value (as on May 31, 2024)
	1 Year	3 Years	5 Years	Since Inception	1 Year (₹)	3 Years(₹)	5 Years (₹)	Since Inception (₹)	
Regular Plan - Growth Option	6.76	5.04	5.41	5.83	10,678	11,590	13,021	15,121	1,512.1228
CRISIL Low Duration Debt A-I Index [^]	7.37	5.78	6.15	6.55	10,739	11,839	13,485	15,885	7,395.06
CRISIL 1 Year T-Bill ^{^^}	7.08	5.35	5.53	5.89	10,710	11,696	13,089	15,179	7,183.10

[^]Benchmark ^{^^}Additional Benchmark. CAGR - Compounded Annual Growth Rate. Inception/Allotment date: 15-Feb-17.

Past performance may or may not be sustained in future and should not be used as a basis of comparison with other investments. Since inception returns of the scheme is calculated on face value of Rs. 1,000 invested at inception. The performance details provided above are of Growth Option under Regular Plan. Different Plans i.e Regular Plan and Direct Plan under the scheme has different expense structure. *Based on standard investment of Rs. 10,000 made at the beginning of the relevant period.

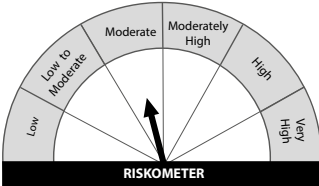
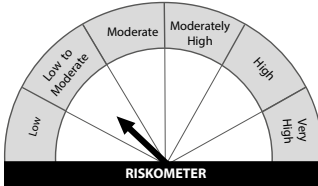
Performance of other schemes managed by the Fund Manager(s) (as on May 31, 2024)

Scheme Name	Scheme Inception Date	Fund Manager(s)	Managing since	CAGR Returns (%)		
				1 yr	3 yrs	5 yrs
Mahindra Manulife Equity Savings Fund - Reg - Growth	01-Feb-17	Mr. Manish Lodha (Equity Portion)	21-Dec-20	17.49	9.62	10.65
		Mr. Renjith Sivaram (Equity Portion)	03-Jul-23			
		Mr. Pranav Patel ^{##}	05-Jan-24			
		Mr. Rahul Pal (Debt Portion)	Since inception			
Nifty Equity Savings Index TRI [^]				13.05	8.90	9.51
Mahindra Manulife Aggressive Hybrid Fund - Reg - Growth	19-July-19	Ms. Fatema Pacha (Equity Portion)	16-Oct-20	29.89	16.66	-
		Mr. Manish Lodha (Equity Portion)	21-Dec-20			
		Mr. Rahul Pal (Debt Portion)	Since inception			
		Mr. Amit Garg ^{EE} (Debt Portion)	02-May-24			
CRISIL Hybrid 35+65 Aggressive Index [^]				23.03	13.16	-
Mahindra Manulife Liquid Fund - Reg - Growth	04-Jul-16	Mr Rahul Pal	Since inception	7.26	5.66	5.23
		Mr. Amit Garg	08-Jun-20			
CRISIL Liquid Debt A-I Index [^]				7.28	5.75	5.28
Mahindra Manulife Ultra Short Duration Fund - Reg - Growth	17-Oct-19	Mr Rahul Pal	Since inception	7.03	5.42	-
		Mr. Amit Garg	08-Jun-20			
CRISIL Ultra Short Duration Debt A-I Index [^]				7.53	5.96	-
Mahindra Manulife Overnight Fund - Reg - Growth	23-Jul-19	Mr Rahul Pal	Since inception	6.68	5.27	-
		Mr. Amit Garg	08-Jun-20			
CRISIL Liquid Overnight Index [^]				6.84	5.43	-
Mahindra Manulife Dynamic Bond Fund - Reg - Growth	20-Aug-18	Mr. Rahul Pal	Since inception	6.31	3.95	4.51
CRISIL Dynamic Bond A-III Index [^]				6.47	5.19	7.14
Mahindra Manulife Arbitrage Fund - Reg - Growth	24-Aug-20	Mr. Abhinav Khandelwal (Equity Portion)	1-Apr-22	5.92	4.38	-
		Mr. Manish Lodha (Equity Portion)	21-Dec-20			
		Mr. Rahul Pal (Debt Portion)	Since inception			
Nifty 50 Arbitrage Index [^]				8.17	5.80	-
Mahindra Manulife Short Duration Fund - Reg - Growth	23-Feb-21	Mr. Rahul Pal	Since inception	6.39	4.77	-
		Mr. Pranav Patel ^{##}	05-Jan-24			
CRISIL Short Duration Debt A-II Index [^]				7.07	5.35	-
Mahindra Manulife Balanced Advantage Fund - Reg - Growth	30-Dec-21	Ms. Fatema Pacha (Equity Portion)	Since inception	27.54	-	-
		Mr. Manish Lodha (Equity Portion)				
		Mr. Rahul Pal (Debt Portion)				
Nifty 50 Hybrid Composite Debt 50: 50 Index [^]				14.77	-	-

[^]Benchmark CAGR - Compounded Annual Growth Rate. ^{##}Dedicated Fund Manager for Overseas Investments

Past performance may or may not be sustained in future and should not be used as a basis of comparison with other investments. The performance details provided above are of Growth Option under Regular Plan Different Plans i.e Regular Plan and Direct Plan under the scheme has different expense structure. Mr. Rahul Pal manages 11 schemes of Mahindra Manulife Mutual Fund. The performance data for the schemes which have not completed one year has not been provided.

^{EE}Pursuant to change in Fund Management Responsibilities, the scheme shall be co-managed by Ms. Fatema Pacha, Mr. Manish Lodha, Mr. Rahul Pal and Mr. Amit Garg effective May 2, 2024

Scheme Name	This Product is Suitable for investors who are seeking*	Scheme Riskometer	Scheme Benchmark	Benchmark Riskometer
Mahindra Manulife Low Duration Fund	<ul style="list-style-type: none"> Regular Income over short term. Investment in debt and money market instruments. <p>*Investors should consult their financial advisers if in doubt about whether the product is suitable for them.</p>	 <p>RISKOMETER Investors understand that their principal will be at moderate risk</p>	CRISIL Low Duration Debt A-I Index	 <p>RISKOMETER</p>

Potential Risk Class Matrix for Debt scheme(s) of the fund

Pursuant to Clause 17.5 of the SEBI Master Circular SEBI/HO/IMD/IMD-PoD-1/P/CIR/2023/74 dated May 19, 2023 Potential Risk Class ('PRC') Matrix for debt schemes based on Interest Rate Risk and Credit Risk is as follows:

Potential Risk Class Matrix (Maximum risk the Scheme can take)			
Credit Risk →	Relatively Low (Class A)	Moderate (Class B)	Relatively High (Class C)
Interest Rate Risk ↕			
Relatively Low (Class I)		B-I	
Moderate (Class II)			
Relatively High (Class III)			

Disclaimer : Readers of this material should rely on information / data arising out of their own investigations and advised to seek independent professional advice and arrive at an informed decision before making any investments. Neither Mahindra Manulife Investment Management Private Limited nor Mahindra Manulife Trustee Private Limited, its directors or associates shall be liable for any damages that may arise from the use of the information contained herein.

Get in Touch: Unit No. 204, 2nd Floor, Amity Building, Piramal Agastya Corporate Park, LBS Road, Kamani Junction, Kurla (W), Mumbai - 400 070. Phone: +91-22-66327900, Fax: +91-22-66327932 Toll Free No.: 1800 419 6244 Website: www.mahindramanulife.com

Mutual Fund investments are subject to market risks, read all scheme related documents carefully.