

Distributed by:



The **Power of 3** is here to empower your money.

## Mahindra Manulife Multi Cap Fund

(Multi Cap Fund- An open ended equity scheme investing across large cap, mid cap, small cap stocks)

March 31, 2024

### Why invest in this Scheme ?



Prudent portfolio of investments across companies and sectors.



Actively managed by professional fund managers for potential long term capital appreciation.

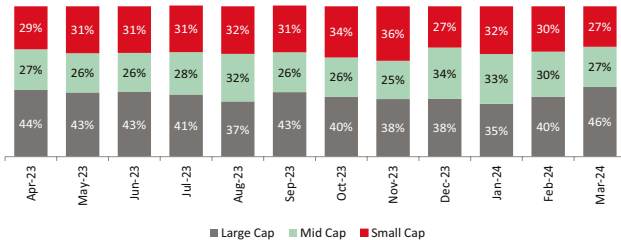


Opportunity to participate in successful businesses through equity market.

### Scheme Positioning

- A well-diversified portfolio of companies having demonstrated industry leadership and scalability leading to high earnings growth potential.
- The portfolio will tap into emerging growth opportunities from across sectors stemming from under penetration, structural market share shifts and technology driven changes.

### 12 Month Market Capitalization Trend (% to Equity Holdings)



■ Large Cap ■ Mid Cap ■ Small Cap

As per the Market Capitalization data provided by AMFI (In line with the applicable SEBI guidelines)

### Top 5 Sectors of the scheme (% to Net Assets)

Sector	MMMCF	Nifty 500 Multicap 50:25:25 TRI Index
Financial Services	19.28%	26.27%
Oil Gas & Consumable Fuels	12.67%	7.38%
Information Technology	9.92%	8.52%
Construction	8.32%	3.31%
Capital Goods	8.18%	7.92%

Data as on March 31, 2024

### Significant Portfolio changes of the Current Month

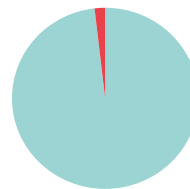
Fresh Additions	Complete Exits
<b>Security</b>	<b>Security</b>
ICICI Securities Limited	Coforge Limited
Reliance Industries Limited	Dalmia Bharat Limited
State Bank of India	eClerx Services Limited
-	Kajaria Ceramics Limited
-	SKF India Limited
-	TVS Motor Company Limited

**Note:** The companies/stock(s) referred above are only for the purpose of disclosure of significant portfolio changes during the month and should not be construed as recommendation to buy/sell/hold. The fund manager may or may not choose to hold these companies/stocks, from time to time. Investors are requested to consult their financial, tax and other advisors before taking any investment decision(s). Data as on March 31, 2024

### Portfolio Update for the Month

- Key Overweight sectors/Industries include Oil & Gas, Construction and Power vs the Scheme's Benchmark
- Key Underweight sectors /Industries include Banks, FMCG and Automobile & Auto Components vs the Scheme's Benchmark.

### Asset Allocation (%)



- 97.20% - Equity Holdings
- 2.80% - Cash & Other Receivables

Data as on March 31, 2024

### Top 10 Equity Holdings (as on March 31, 2024)

Security	% to Net Assets
Canara Bank	4.45%
Coal India Limited	4.22%
Tata Consultancy Services Limited	3.99%
Reliance Industries Limited	3.43%
Hindustan Petroleum Corporation Limited	3.41%
Tata Motors Limited	3.00%
Bharti Airtel Limited	2.89%
Tata Power Company Limited	2.86%
Larsen & Toubro Limited	2.74%
NTPC Limited	2.73%
<b>Total</b>	<b>33.72%</b>

### Portfolio Stats

Turnover Ratio (Last 1 year)	1.13
Standard Deviation	14.39%
Beta	0.97
Sharpe Ratio*	1.07
Jenson's Alpha	0.1795

\*Risk-free rate assumed to be 7.90% (MIBOR as on 28-03-24) - Source:www.mmda.org  
Note: As per AMFI guidelines for factsheet, the ratios are calculated based on month rolling returns for last 3 years. Data as on March 28, 2024

## Scheme Details

### Investment Objective:

The investment objective of the Scheme is to provide medium to long term capital appreciation through appropriate diversification and taking low risk on business quality. The diversified portfolio would predominantly consist of equity and equity related securities including derivatives. However, there can be no assurance that the investment objective of the Scheme will be achieved.

### Fund Manager:

#### Mr. Manish Lodha

**Total Experience :** 23 years | **Experience in managing this fund:** 3 years and 3 months (Managing since December 21, 2020)

#### Ms. Fatema Pacha

**Total Experience :** 18 years | **Experience in managing this fund:** 3 years and 5 months (managing since October 16, 2020)

**Date of allotment:** May 11, 2017

**Benchmark:** Nifty 500 Multicap 50:25:25 TRI Index

**Option:** IDCW (IDCW Option will have IDCW Reinvestment (D) & IDCW Payout facility) and Growth (D)

D-Default

**Minimum Application Amount:** Rs. 1,000 and in multiples of Re. 1/- thereafter

**Minimum Additional Purchase Amount:** Rs. 1,000 and in multiples of Re. 1/- thereafter

**Minimum Weekly & Monthly SIP Amount:** Rs 500 and in multiples of Re. 1/- thereafter

**Minimum Weekly & Monthly SIP Installments:** 6

**Minimum Quarterly SIP Amount:** Rs 1,500 and in multiples of Re. 1/- thereafter

**Minimum Quarterly SIP installments:** 4

**Monthly AAUM as on March 31, 2024 (Rs. in Cr.):** 3,104.35

**Quarterly AAUM as on March 31, 2024 (Rs. in Cr.):** 2,976.74

**Monthly AUM as on March 31, 2024 (Rs. in Cr.):** 3,165.04

**Entry Load:** Not applicable

**Exit Load:** • An Exit Load of 1% is payable if Units are redeemed switched-out upto 3 months from the date of allotment;

• Nil if Units are redeemed / switched-out after 3 months from the date of allotment.

## Scheme Performance (as on March 28, 2024)

Mahindra Manulife Multi Cap Fund	CAGR Returns (%)				Value of Investment of ₹ 10,000*				NAV / Index Value (as on March 28, 2024)
	1 Year	3 Years	5 Years	Since Inception	1 Year (₹)	3 Years (₹)	5 Years (₹)	Since Inception	
Regular Plan - Growth Option	49.17	24.78	22.57	17.26	14,885	19,404	27,651	29,926	29.9259
Nifty 500 Multicap 50:25:25 TRI Index <sup>A</sup>	47.88	22.32	19.39	15.49	14,756	18,282	24,246	26,950	17,809.16
Nifty 50 Index TRI <sup>AA</sup>	30.27	16.35	15.29	14.75	13,008	15,736	20,356	25,790	32,867.23

<sup>A</sup>Benchmark <sup>AA</sup>Additional Benchmark. CAGR - Compounded Annual Growth Rate. Inception/Allotment date: 11-May-17. **Past performance may or may not be sustained in future and should not be used as a basis of comparison with other investments.** Since inception returns of the scheme is calculated on face value of Rs. 10 invested at inception. The performance details provided above are of Growth Option under Regular Plan. Different Plans i.e Regular Plan and Direct Plan under the scheme has different expense structure. Mr. Manish Lodha is managing this fund since December 21, 2020. Ms. Fatema Pacha is managing this scheme since October 16, 2020.

\*Based on standard investment of Rs. 10,000 made at the beginning of the relevant period.

## SIP Performance (as on March 28, 2024)

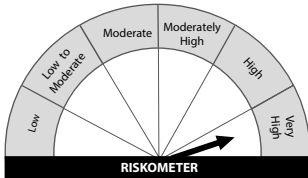
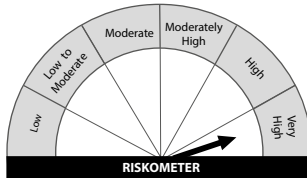
SIP Investment Period	Total Amount Invested (₹)	Regular Plan		Nifty 500 Multicap 50:25:25 TRI Index <sup>A</sup>		Nifty 50 Index TRI <sup>AA</sup>	
		Market Value (₹)	CAGR Returns (%)	Market Value (₹)	CAGR Returns (%)	Market Value (₹)	CAGR Returns (%)
1 Year	1,20,000	1,45,652	42.68	1,44,149	40.06	1,37,018	27.81
3 Years	3,60,000	5,13,688	24.67	5,04,686	23.37	4,61,270	16.89
5 Years	6,00,000	11,53,686	26.58	11,11,122	25.00	9,52,244	18.60
Since Inception	8,20,000	17,75,655	22.32	16,60,520	20.37	14,53,035	16.51

<sup>A</sup>Benchmark <sup>AA</sup>Additional Benchmark. CAGR - Compounded Annual Growth Rate. Inception/Allotment date: 11-May-17. **Past performance may or may not be sustained in future and should not be used as a basis of comparison with other investments.** Returns greater than 1 year period are compounded annualized. For SIP returns, monthly investment of equal amounts invested on the 1st business day of every month has been considered. CAGR Returns (%) are computed after accounting for the cash flow by using the XIRR method (investment internal rate of return).

### Distributed by:

**Disclaimer :** Readers of this material should rely on information / data arising out of their own investigations and advised to seek independent professional advice and arrive at an informed decision before making any investments. Neither Mahindra Manulife Investment Management Private Limited nor Mahindra Manulife Trustee Private Limited, its directors or associates shall be liable for any damages that may arise from the use of the information contained herein.

**Get in Touch:** Unit No. 204, 2nd Floor, Amity Building, Piramal Agastya Corporate Park, LBS Road, Kamani Junction, Kurla (W), Mumbai - 400 070.  
Phone: +91-22-66327900, Fax: +91-22-66327932  
Toll Free No.: 1800 419 6244 Website: [www.mahindramanulife.com](http://www.mahindramanulife.com)

Scheme Name	This Product is Suitable for investors who are seeking*	Scheme Riskometer	Scheme Benchmark	Benchmark Riskometer
Mahindra Manulife Multi Cap Fund	<ul style="list-style-type: none"> <li>Medium to Long term capital appreciation.</li> <li>Investment predominantly in equity and equity related securities including derivatives.</li> </ul>	 <p><b>RISKOMETER</b> Investors understand that their principal will be at very high risk</p>	Nifty 500 Multicap 50:25:25 TRI Index	 <p><b>RISKOMETER</b></p>

\*Investors should consult their financial advisers if in doubt about whether the product is suitable for them.

**Mutual Fund investments are subject to market risks, read all scheme related documents carefully.**

**Performance of other schemes managed by the Fund Manager(s)**

Scheme Name	Scheme Inception Date	Fund Manager(s)	Managing since	CAGR Returns (%)		
				1 yr	3 yrs	5 yrs
<b>Mahindra Manulife ELSS Tax Saver Fund - Reg - Growth</b>	18-Oct-16	Ms. Fatema Pacha	16-Oct-20	33.07	18.58	16.56
		Mr. Manish Lodha	21-Dec-20			
Nifty 500 Index TRI <sup>^</sup>				40.75	19.32	17.21
<b>Mahindra Manulife Consumption Fund - Reg - Growth</b>	13-Nov-18	Mr. Abhinav Khandelwal	1-Apr-22	40.80	19.75	14.28
		Ms. Fatema Pacha	21-Dec-20			
Nifty India Consumption TRI <sup>^</sup>				42.95	20.70	17.20
<b>Mahindra Manulife Equity Savings Fund - Reg - Growth</b>	01-Feb-17	Mr. Manish Lodha (Equity Portion)	21-Dec-20	19.43	10.33	10.82
		Mr. Renjith Sivaram (Equity Portion)	03-Jul-23			
		Mr. Pranav Patel <sup>§</sup>	05-Jan-24			
		Mr. Rahul Pal (Debt Portion)	Since inception			
Nifty Equity Savings Index TRI <sup>^</sup>				15.49	9.53	9.66
<b>Mahindra Manulife Mid Cap Fund - Reg - Growth</b>	30-Jan-18	Mr. Abhinav Khandelwal	1-Feb-22	60.02	26.81	23.98
		Mr. Manish Lodha	21-Dec-20			
Nifty Midcap 150 TRI <sup>^</sup>				57.93	26.56	23.34
<b>Mahindra Manulife Aggressive Hybrid Fund - Reg - Growth</b>	19-July-19	Ms. Fatema Pacha (Equity Portion)	16-Oct-20	33.50	17.53	-
		Mr. Manish Lodha (Equity Portion)	21-Dec-20			
		Mr. Rahul Pal (Debt Portion)	Since inception			
CRISIL Hybrid 35+65 Aggressive Index <sup>^</sup>				27.43	14.09	-
<b>Mahindra Manulife Large Cap Fund - Reg - Growth</b>	15-Mar-19	Mr. Abhinav Khandelwal	1-Mar-22	34.19	16.02	15.02
		Ms. Fatema Pacha	21-Dec-20			
Nifty 100 Index TRI <sup>^</sup>				35.01	17.00	15.52
<b>Mahindra Manulife Large &amp; Mid Cap Fund - Reg - Growth</b>	30-Dec-19	Mr. Manish Lodha	21-Dec-20	51.01	23.45	-
		Mr. Abhinav Khandelwal	1-Feb-22			
NIFTY Large Midcap 250 TRI <sup>^</sup>				46.28	21.81	-
<b>Mahindra Manulife Arbitrage Fund - Reg - Growth</b>	24-Aug-20	Mr. Abhinav Khandelwal (Equity Portion)	1-Apr-22	6.04	4.26	-
		Mr. Manish Lodha (Equity Portion)	21-Dec-20			
		Mr. Rahul Pal (Debt Portion)	Since inception			
Nifty 50 Arbitrage Index <sup>^</sup>				8.17	5.72	-
<b>Mahindra Manulife Focused Fund - Reg - Growth - Reg - Growth</b>	17-Nov-20	Mr. Krishna Sanghavi	Since inception	48.92	24.94	-
		Ms. Fatema Pacha	21-Dec-20			
NSE 500 Index TRI <sup>^</sup>				40.75	19.32	-
<b>Mahindra Manulife Flexi Cap Fund - Reg - Growth</b>	23-Aug-21	Ms. Fatema Pacha	Since inception	38.39	-	-
		Mr. Manish Lodha				
Nifty 500 Index TRI <sup>^</sup>				40.75	-	-
<b>Mahindra Manulife Balanced Advantage Fund</b>	30-Dec-21	Mr. Manish Lodha (Equity Portion)	Since inception	30.41	-	-
		Ms. Fatema Pacha (Equity Portion)				
		Mr. Rahul Pal (Debt Portion)				
Nifty 50 Hybrid Composite Debt 50: 50 Index <sup>^</sup>				18.95	-	-
<b>Mahindra Manulife Small Cap Fund</b>	12-Dec-22	Mr. Abhinav Khandelwal	Since inception	66.30	-	-
		Mr. Manish Lodha				
S&P BSE 250 Small Cap TRI <sup>^</sup>				59.72	-	-

<sup>^</sup>Benchmark CAGR - Compounded Annual Growth Rate. <sup>§</sup>Dedicated Fund Manager for Overseas Investments.

**Past performance may or may not be sustained in future and should not be used as a basis of comparison with other investments.** The performance details provided above are of Growth Option under Regular Plan Different Plans i.e Regular Plan and Direct Plan under the scheme has different expense structure. Mr. Manish Lodha manages 10 schemes and Ms. Fatema Pacha manages 8 schemes each of Mahindra Manulife Mutual Fund. The performance data for the schemes which have not completed one year has not been provided.

Performance as on March 28, 2024

**Disclaimer :** Readers of this material should rely on information / data arising out of their own investigations and advised to seek independent professional advice and arrive at an informed decision before making any investments. Neither Mahindra Manulife Investment Management Private Limited nor Mahindra Manulife Trustee Private Limited, its directors or associates shall be liable for any damages that may arise from the use of the information contained herein.

**Get in Touch:** Unit No. 204, 2nd Floor, Amity Building, Piramal Agastya Corporate Park, LBS Road, Kamani Junction, Kurla (W), Mumbai - 400 070.

Phone: +91-22-66327900, Fax: +91-22-66327932, Toll Free No: 1800 419 6244 Website: [www.mahindramanulife.com](http://www.mahindramanulife.com)

**Mutual Fund investments are subject to market risks, read all scheme related documents carefully.**