

Distributed by:

Mahindra Manulife Liquid Fund

(An open ended liquid scheme.
A relatively low interest rate risk and
moderate credit risk.)

mahindra
Manulife

MUTUAL
FUND

One Pager

March 31, 2024

PUT YOUR IDLE MONEY TO WORK



WHY INVEST IN THIS SCHEME ?

1

Low volatility: Relatively safer during times of high market volatility as liquid funds usually invest in Commercial Papers, Certificate of Deposits, CBLO/ Repos and in short term debt instruments with maturity profile of not more than 91 days.

2

Easy liquidity: Investors can invest in liquid funds even for a day.

3

Cash Management Tool for treasuries of any size: Optimal utilization of idle cash for cash management purposes.

Scheme Positioning

- High quality instruments
- Tactical allocation to mark to market
- Focusing on liquidity of the portfolio

Asset Allocation & Other Details

Under normal circumstances the asset allocation pattern will be:

Instruments	Indicative Allocation (%of net assets)		Risk Profile
	Minimum	Maximum	Low/ Moderate/ High
Money Market instruments (including cash, repo, CPs, CDs, Treasury Bills and Government securities) with maturity / residual maturity up to 91 days	50%	100%	Low
Debt instruments (including floating rate debt instruments and securitized debt)* with maturity/residual maturity up to 91 days	0%	50%	Low to Moderate

*securitized debt cumulative allocation not to exceed 30% of the net assets of the Scheme. For complete details on asset allocation please refer SID available on www.mahindramanulife.com or visit your nearest Investor Service Centre.

Note: The data/statistics given above are to explain general market trends in the securities market, it should not be construed as any research report/research recommendation.

Portfolio Update For the Month

- We continue to maintain a healthy mix of certificate of deposits and commercial papers
- We will attempt to ensure adequate liquidity, safety and accrual

Benchmark: CRISIL Liquid Debt A-I Index

Entry Load: N.A.

Exit Load:

Investor Exit upon subscription	Exit Load as % of redemption proceed
Day 1	0.0070%
Day 2	0.0065%
Day 3	0.0060%
Day 4	0.0055%
Day 5	0.0050%
Day 6	0.0045%
Day 7 onwards	0.0000%

Redemption /Switch-Out of Units would be done on First in First out Basis (FIFO). The above mentioned exit load shall not apply to the Unclaimed Plan offered under this scheme.

Fund Manager : Mr. Rahul Pal

Total Experience : 22 years

Experience in managing this fund: 7 years and 9 months
(managing since July 4, 2016)

Fund Manager : Mr. Amit Garg

Total Experience : 19 years

Experience in managing this fund: 3 years and 10 months
(Managing since June 8, 2020)

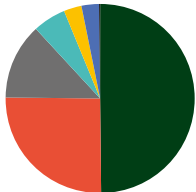
Portfolio Information

Current Month March 31, 2024		Previous Month February 29, 2024	
AUM (Rs. In Crore)	819.80	AUM (Rs. In Crore)	1,229.00
Quarterly AAUM (Rs. In Crore)	1,022.21	Quarterly AAUM (Rs. In Crore)	-
Monthly AAUM (Rs. In Crore)	1,008.54	Monthly AAUM (Rs. In Crore)	1,187.92
Annualised Portfolio YTM ¹	7.53%	Annualised Portfolio YTM ¹	7.39%
Macaulay Duration (days)	49.05	Macaulay Duration (days)	34.26
Modified Duration	0.13	Modified Duration	0.09
Residual Maturity (days)	49.05	Residual Maturity (days)	34.26

¹In case of semi annual YTM, it will be annualised

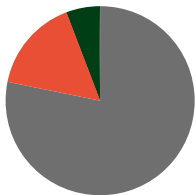
²Yield to maturity should not be construed as minimum return offered by the Scheme

Asset Allocation (%)



- 49.82 - Commercial Paper
- 25.34 - Certificate of Deposit
- 12.97 - Treasury Bill
- 5.64 - Cash & Cash Equivalents**
- 3.04 - Corporate Bond
- 3.01 - Government Bond Strips
- 0.18 - Corporate Debt Market Development Fund

Rating Profile (%)



- 78.20 - AAA/A1+
- 15.98 - Sovereign
- 5.64 - Cash & Cash Equivalents**
- 0.18 - Corporate Debt Market Development Fund

**Cash & Cash Equivalents includes Fixed Deposits, Cash & Current Assets and TREPS.

Data as on March 31, 2024

Top 10 Debt Holdings

Current month March 31, 2024		Previous Month February 29, 2024	
Security	% to Net Assets	Security	% to Net Assets
National Bank For Agriculture and Rural Development (CRISIL A1+ / ICRA A1+ rated CP)	9.07%	Export Import Bank of India (CRISIL A1+ rated CP)	8.11%
Bank of Baroda (FITCH A1+ rated CD)	9.07%	Canara Bank (CRISIL A1+ rated CD)	8.08%
360 One WAM Limited (ICRA A1+ rated CP)	6.05%	Punjab National Bank (CRISIL A1+ rated CD)	8.05%
Small Industries Dev Bank of India (CRISIL A1+ rated CP)	6.04%	Bank of Baroda (FITCH A1+ rated CD)	7.25%
Punjab National Bank (CRISIL A1+ rated CD)	6.03%	364 Days Tbill (MD 07/03/2024) (SOV)	6.10%
Motilal Oswal Financial Services Limited (CRISIL A1+ rated CP)	6.02%	National Bank For Agriculture and Rural Development (CRISIL A1+ / ICRA A1+ rated CP)	6.01%
91 Days Tbill (MD 27/06/2024) (SOV)	6.00%	LIC Housing Finance Limited (CRISIL A1+ rated CP)	4.07%
Aditya Birla Housing Finance Limited (ICRA A1+ rated CP)	6.00%	HDFC Bank Limited (CRISIL A1+ rated CD)	4.06%
Axis Bank Limited (CRISIL A1+ rated CD)	6.00%	Reliance Retail Ventures Limited (CRISIL A1+ rated CP)	4.05%
Canara Bank (CRISIL A1+ rated CD)	4.24%	91 Days Tbill (MD 28/03/2024) (SOV)	4.05%
Total	64.52%	Total	59.82%

CP - Commercial Paper, CD - Certificate of Deposit, CB - Corporate Bond, SOV- Sovereign

Scheme Performance (as on March 31, 2024)

Mahindra Manulife Liquid Fund

Managed by Mr. Rahul Pal & Mr. Amit Garg	Simple Annualised Returns (%)			CAGR Returns (%)				Value of Investment of ₹ 10,000*				NAV / Index Value (as on March 31, 2024)
	7 Days	15 Days	30 Days	1 Year	3 Years	5 Years	Since Inception	1 Year (₹)	3 Years (₹)	5 Years (₹)	Since Inception (₹)	
Regular Plan - Growth Option	9.27	7.98	7.57	7.21	5.43	5.23	5.89	10,723	11,719	12,908	15,578	1,557.7831
CRISIL Liquid Debt A-I Index ^{AS}	7.58	7.19	7.22	7.25	5.53	5.27	5.84	10,727	11,754	12,933	15,523	3,968.50
CRISIL 1 Year T-Bill ^{AA}	7.32	6.39	7.24	7.21	5.15	5.51	5.94	10,723	11,626	13,077	15,637	7,094.54

^ABenchmark ^{AA}Additional Benchmark. CAGR - Compounded Annual Growth Rate. Inception/Allotment date: 04-Jul-16.

Past performance may or may not be sustained in future and should not be used as a basis of comparison with other investments. Since inception returns of the scheme is calculated on face value of Rs. 1,000 invested at inception. The performance details provided above are of Growth Option under Regular Plan. Different Plans i.e Regular Plan and Direct Plan under the scheme has different expense structure. ^BBased on standard investment of Rs. 10,000 made at the beginning of the relevant period. Mr Amit Garg is managing the scheme since June 8, 2020. ^CWith effect from March 11, 2024, the First Tier benchmark of Mahindra Manulife Liquid Fund has been changed. Performance as on March 31, 2024.

Easy Systematic Plans

Systematic Transfer Plan

With this you can

- Take measured exposure into a new asset class
- Rebalance your portfolio

Choice of frequencies

- Daily • Weekly • Monthly • Quarterly

Choice of dates

Any date^A of your choice

Minimum amounts / instalments

- 6 instalments of ₹500 each under daily, weekly and monthly frequency
- 4 instalments of ₹1500 each under quarterly frequency

Systematic withdrawal Plan

With this you can

- Meet regular expenses

Choice of frequencies

- Monthly • Quarterly

Choice of dates

Any date of your choice

Minimum amounts / instalments

- 2 instalments of ₹500 each under monthly/ quarterly frequency

^ASTP can be registered for any date under the monthly and quarterly frequencies and for any business day under the weekly frequency.

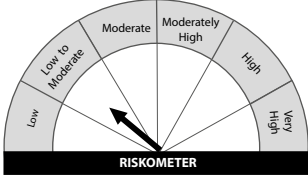
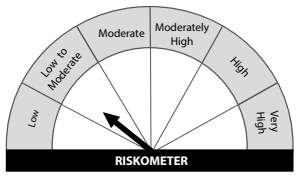
Performance of other schemes managed by the Fund Manager(s) (as on March 31, 2024)

Scheme Name	Scheme Inception Date	Fund Manager(s)	Managing since	CAGR Returns (%)		
				1 yr	3 yrs	5 yrs
Mahindra Manulife Equity Savings Fund - Reg - Growth	01-Feb-17	Mr. Manish Lodha (Equity Portion)	21-Dec-20	19.43	10.33	10.82
		Mr. Renjith Sivaram (Equity Portion)	03-Jul-23			
		Mr. Pranav Patel##	05-Jan-24			
		Mr. Rahul Pal (Debt Portion)	Since inception			
Nifty Equity Savings Index TRI ^A				15.49	9.53	9.66
Mahindra Manulife Aggressive Hybrid Fund - Reg - Growth	19-July-19	Ms. Fatema Pacha (Equity Portion)	16-Oct-20	33.50	17.53	-
		Mr. Manish Lodha (Equity Portion)	21-Dec-20			
		Mr. Rahul Pal (Debt Portion)	Since inception			
CRISIL Hybrid 35+65 Aggressive Index ^A				27.43	14.09	-
Mahindra Manulife Low Duration Fund - Reg - Growth	15-Feb-17	Mr Rahul Pal	Since inception	6.84	4.88	5.45
CRISIL Low Duration Debt A-I Index ^{A5}				7.58	5.63	6.19
Mahindra Manulife Ultra Short Duration Fund - Reg - Growth	17-Oct-19	Mr Rahul Pal	Since inception	7.02	5.20	-
		Mr. Amit Garg	8-Jun-20			
CRISIL Ultra Short Duration Debt A-I Index ^{A5}				7.61	5.75	-
Mahindra Manulife Overnight Fund - Reg - Growth	23-Jul-19	Mr Rahul Pal	Since inception	6.67	5.08	-
		Mr. Amit Garg	08-Jun-20			
CRISIL Liquid Overnight Index ^A				6.83	5.23	-
Mahindra Manulife Dynamic Bond Fund - Reg - Growth	20-Aug-18	Mr. Rahul Pal	Since inception	7.22	3.82	4.50
CRISIL Dynamic Bond A-III Index ^{A5}				8.10	5.40	7.45
Mahindra Manulife Arbitrage Fund - Reg - Growth	24-Aug-20	Mr. Abhinav Khandelwal (Equity Portion)	1-Apr-22	6.04	4.26	-
		Mr. Manish Lodha (Equity Portion)	21-Dec-20			
		Mr. Rahul Pal (Debt Portion)	Since inception			
Nifty 50 Arbitrage Index ^A				8.17	5.72	-
Mahindra Manulife Short Duration Fund - Reg - Growth	23-Feb-21	Mr. Rahul Pal	Since inception	6.86	4.78	-
		Mr. Pranav Patel##	05-Jan-24			
CRISIL Short Duration Debt A-II Index ^{A5}				7.54	5.42	-
Mahindra Manulife Asia Pacific REIT FoF	20-Oct-21	Mr. Pranav Patel##	05-Jan-24	-8.54	-	-
		Mr. Amit Garg	Since inception			
FTSE EPRA Nareit Asia ex Japan REITs Index ^A				-8.28	-	-
Mahindra Manulife Balanced Advantage Fund - Reg - Growth	30-Dec-21	Ms. Fatema Pacha (Equity Portion)	Since inception	30.41	-	-
		Mr. Manish Lodha (Equity Portion)				
		Mr. Rahul Pal (Debt Portion)				
Nifty 50 Hybrid Composite Debt 50: 50 Index ^A				18.95	-	-

^ABenchmark CAGR - Compounded Annual Growth Rate. ##Dedicated Fund Manager for Overseas Investments

Past performance may or may not be sustained in future and should not be used as a basis of comparison with other investments. The performance details provided above are of Growth Option under Regular Plan Different Plans i.e Regular Plan and Direct Plan under the scheme has different expense structure. Mr. Rahul Pal manages 11 schemes of Mahindra Manulife Mutual Fund and Mr. Amit Garg is managing 4 schemes of Mahindra Manulife Mutual Fund. The performance data for the schemes which have not completed one year has not been provided.

Note: ⁵The Benchmark of Mahindra Manulife Ultra Short Duration Fund has been changed from CRISIL Ultra Short Duration Debt B-I Index to CRISIL Ultra Short Duration Debt A-I Index with effect from March 11, 2024. ⁵The Benchmark of Mahindra Manulife Low Duration Fund has been changed from CRISIL Low Duration Debt B-I Index to CRISIL Low Duration Debt A-I Index with effect from March 11, 2024. ⁵The Benchmark of Mahindra Manulife Short Duration Fund has been changed from CRISIL Short Duration Debt B-II Index to CRISIL Short Duration Debt A-II Index with effect from March 11, 2024. ⁵The Benchmark of Mahindra Manulife Dynamic Bond Fund has been changed from CRISIL Dynamic Bond B-III Index to CRISIL Dynamic Bond A-III Index with effect from March 11, 2024

Scheme Name	This Product is Suitable for investors who are seeking*	Scheme Riskometer	Scheme Benchmark	Benchmark Riskometer
Mahindra Manulife Liquid Fund	<ul style="list-style-type: none"> Regular income over short term Investment in money market and debt instruments <p>*Investors should consult their financial advisers if in doubt about whether the product is suitable for them.</p>	 <p>RISKOMETER</p> <p>Investors understand that their principal will be at low to moderate risk</p>	CRISIL Liquid Debt A-I Index	 <p>RISKOMETER</p>

Potential Risk Class Matrix for Debt scheme(s) of the fund

Pursuant to Clause 17.5 of the SEBI Master Circular SEBI/HO/IMD/IMD-PoD-1/P/CIR/2023/74 dated May 19, 2023 Potential Risk Class ('PRC') Matrix for debt schemes based on Interest Rate Risk and Credit Risk is as follows:

Potential Risk Class Matrix (Maximum risk the Scheme can take)			
Credit Risk →	Relatively Low (Class A)	Moderate (Class B)	Relatively High (Class C)
Interest Rate Risk ↓			
Relatively Low (Class I)		B-I	
Moderate (Class II)			
Relatively High (Class III)			

Disclaimer : Readers of this material should rely on information / data arising out of their own investigations and advised to seek independent professional advice and arrive at an informed decision before making any investments. Neither Mahindra Manulife Investment Management Private Limited nor Mahindra Manulife Trustee Private Limited, its directors or associates shall be liable for any damages that may arise from the use of the information contained herein.

Get in Touch: Unit No. 204, 2nd Floor, Amity Building, Piramal Agastya Corporate Park, LBS Road, Kamani Junction, Kurla (W), Mumbai - 400 070.
Phone: +91-22-66327900, Fax: +91-22-66327932 Toll Free No: 1800 419 6244 Website: www.mahindramanulife.com

Mutual Fund investments are subject to market risks, read all scheme related documents carefully.