

Distributed by:

## Experience the Freedom to Invest Across Market Caps

### Mahindra Manulife Flexi Cap Fund

(An open ended dynamic equity scheme investing across large cap, mid cap, small cap stocks)

March 31, 2024

#### Why invest in this Scheme ?



Flexibility to invest in opportunities across market capitalization



Bottom up stock selection process



Active allocation across Market capitalization based on macro-economic indicators, policy environment, valuations, market conditions



Top down approach to select sectors

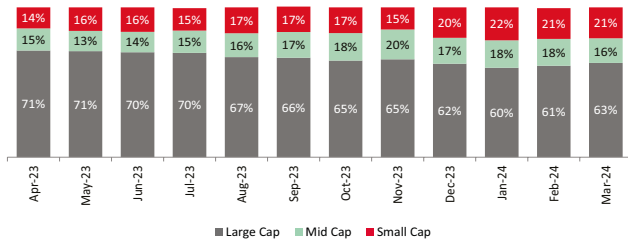


Management through diversification of holdings and disciplined approach to monitor individual stock position based on market capitalization

#### Scheme Strategy

The Scheme follows top down sector allocation and bottom up stock selection ideas that may benefit based on health of economy. Allocation across marketcaps is a function of economic outlook, domestic liquidity and stage of market cycle. Focus will be on high quality, growth focused companies available at reasonable valuations.

#### 12 Month Market Capitalization Trend (% to Equity Holdings)



As per the Market Capitalization data provided by AMFI (In line with the applicable SEBI guidelines)

#### Top 5 Sectors of the scheme (% to Net Assets)

Sector	MMFCF	Nifty 500 Index TRI
Financial Services	28.14%	28.99%
Information Technology	12.30%	9.58%
Oil Gas & Consumable Fuels	7.93%	9.46%
Consumer Durables	5.61%	3.12%
Healthcare	5.61%	5.76%

Data as on March 31, 2024

#### Significant Portfolio changes of the Current Month

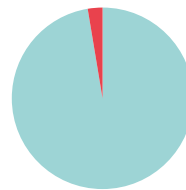
Fresh Additions	Complete Exits
<b>Security</b>	<b>Security</b>
Thomas Cook (India) Limited	Bank of India
-	Jio Financial Services Limited
-	Steel Authority of India Limited
-	Syrma SGS Technology Limited

**Note:** The companies/stock(s) referred above are only for the purpose of disclosure of significant portfolio changes during the month and should not be construed as recommendation to buy/sell/hold. The fund manager may or may not choose to hold these companies/stocks, from time to time. Investors are requested to consult their financial, tax and other advisors before taking any investment decision(s). Data as on March 31, 2024

#### Portfolio Update for the Month

- Key Overweight sectors/Industries include Banks, Consumer Durables and IT sector vs the Scheme's Benchmark.
- Key Underweight sectors /Industries include FMCG, Automobile & Auto Components and Oil & Gas vs the Scheme's Benchmark

#### Asset Allocation (%)



97.56% - Equity Holdings  
2.44% - Cash & Other Receivables

Data as on March 31, 2024

#### Portfolio Stats

Turnover Ratio (Last 1 year) 0.88

#### Top 10 Equity Holdings (as on March 31, 2024)

Security	% to Net Assets
ICICI Bank Limited	8.44%
HDFC Bank Limited	7.00%
Infosys Limited	5.74%
Reliance Industries Limited	4.98%
Tata Consultancy Services Limited	3.26%
Maruti Suzuki India Limited	2.92%
State Bank of India	2.80%
IndusInd Bank Limited	2.65%
Larsen & Toubro Limited	2.60%
Voltas Limited	2.15%
<b>Total</b>	<b>42.54%</b>

## Scheme Details

### Investment Objective:

The investment objective of the Scheme is to generate long term capital appreciation by investing in a diversified portfolio of equity and equity-related securities across market capitalization. However, there can be no assurance that the investment objective of the Scheme will be achieved.

### Fund Manager:

**Ms. Fatema Pacha**

**Total Experience:** 18 years

**Experience in managing this fund:** 2 years and 7 months (Managing since August 23, 2021)

**Mr. Manish Lodha**

**Total Experience:** 23 years

**Experience in managing this fund:** 2 years and 7 months (Managing since August 23, 2021)

**Date of allotment:** August 23, 2021

**Benchmark:** Nifty 500 Index TRI

**Options:** Growth; IDCW

**IDCW Sub-options:** IDCW Reinvestment & IDCW Payout

**Minimum Application Amount:** Rs. 1,000/- and in multiples of Re.1/- thereafter

**Minimum Weekly & Monthly SIP Amount:** Rs 500 and in multiples of Re. 1 /- thereafter

**Minimum Weekly & Monthly SIP Installments:** 6

**Minimum Quarterly SIP Amount:** Rs 1,500 and in multiples of Re. 1/- thereafter

**Minimum Quarterly SIP installments:** 4

**Monthly AAUM as on March 31, 2024 (Rs. in Cr.):** 1,220.40

**Quarterly AAUM as on March 31, 2024 (Rs. in Cr.):** 1,205.86

**Monthly AUM as on March 31, 2024 (Rs. in Cr.):** 1,232.22

**Entry Load:** Not applicable

**Exit Load:** 0.1%\*

• An Exit Load of 1% is payable if Units are redeemed / switched-out upto 3 months from the date of allotment;

• Nil if Units are redeemed / switched-out after 3 months from the date of allotment.

## Scheme Performance (as on March 28, 2024)

Mahindra Manulife Flexi Cap Fund	CAGR Returns (%)		Value of Investment of ₹ 10,000*		NAV / Index Value (as on March 28, 2024)
	1 Year	Since Inception	1 Year (₹)	Since Inception	
Regular Plan - Growth Option	38.39	14.09	13,814	14,084	14.0842
Nifty 500 TRI <sup>^</sup>	40.75	16.64	14,049	14,915	31,763.25
Nifty 50 TRI <sup>^^</sup>	30.27	13.57	13,008	13,918	32,867.23

<sup>^</sup>Benchmark <sup>^^</sup>Additional Benchmark. Inception/Allotment date: 23-Aug-21. **Past performance may or may not be sustained in future and should not be used as a basis of comparison with other investments.** Since inception returns of the scheme is calculated on face value of Rs. 10 invested at inception. The performance details provided above are of Growth Option under Regular Plan. Different Plans i.e Regular Plan and Direct Plan under the scheme has different expense structure. \*Based on standard investment of Rs. 10,000 made at the beginning of the relevant period.

## SIP Performance (as on March 28, 2024)

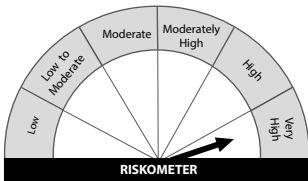
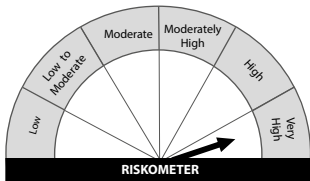
SIP Investment Period	Total Amount Invested (₹)	Regular Plan		Nifty 500 TRI Index <sup>^</sup>		Nifty 50 Index TRI <sup>^^</sup>	
		Market Value (₹)	CAGR Returns (%)	Market Value (₹)	CAGR Returns (%)	Market Value (₹)	CAGR Returns (%)
1 Year	1,20,000	1,39,831	32.60	1,42,234	36.73	1,37,018	27.81
Since Inception	3,20,000	4,18,904	20.92	4,20,381	21.21	3,99,660	17.10

<sup>^</sup>Benchmark <sup>^^</sup>Additional Benchmark. CAGR - Compounded Annual Growth Rate. Inception/Allotment date: 23-August-21. **Past performance may or may not be sustained in future and should not be used as a basis of comparison with other investments.** Returns greater than 1 year period are compounded annualized. For SIP returns, monthly investment of equal amounts invested on the 1st business day of every month has been considered. CAGR Returns (%) are computed after accounting for the cash flow by using the XIRR method (investment internal rate of return).

### Distributed by:

**Disclaimer :** Readers of this material should rely on information / data arising out of their own investigations and advised to seek independent professional advice and arrive at an informed decision before making any investments. Neither Mahindra Manulife Investment Management Private Limited nor Mahindra Manulife Trustee Private Limited, its directors or associates shall be liable for any damages that may arise from the use of the information contained herein.

**Get in Touch:** Unit No. 204, 2nd Floor, Amity Building, Piramal Agastya Corporate Park, LBS Road, Kamani Junction, Kurla (W), Mumbai - 400 070.  
Phone: +91-22-66327900, Fax: +91-22-66327932  
Toll Free No: 1800 419 6244 Website: www.mahindramanulife.com

Scheme Name	This Product is Suitable for investors who are seeking*	Scheme Riskometer	Scheme Benchmark	Benchmark Riskometer
<b>Mahindra Manulife Flexi Cap Fund</b>	<ul style="list-style-type: none"> <li>Long term capital appreciation.</li> <li>Investment in diversified portfolio of equity &amp; equity related instruments across market capitalization</li> </ul>	 <p>RISKOMETER</p> <p>Investors understand that their principal will be at very high risk</p>	<b>Nifty 500 Index TRI</b>	 <p>RISKOMETER</p>

\*Investors should consult their financial advisers if in doubt about whether the product is suitable for them.

**Mutual Fund investments are subject to market risks, read all scheme related documents carefully.**

**Performance of other schemes managed by the Fund Manager(s)**

Scheme Name	Scheme Inception Date	Fund Manager(s)	Managing since	CAGR Returns (%)		
				1 yr	3 yrs	5 yrs
<b>Mahindra Manulife ELSS Tax Saver Fund - Reg - Growth</b>	18-Oct-16	Ms. Fatema Pacha	16-Oct-20	33.07	18.58	16.56
		Mr. Manish Lodha	21-Dec-20			
Nifty 500 Index TRI <sup>^</sup>				40.75	19.32	17.21
<b>Mahindra Manulife Multi Cap Fund - Reg - Growth</b>	11-May-17	Mr. Manish Lodha	21-Dec-20	49.17	24.78	22.57
		Ms. Fatema Pacha	16-Oct-20			
Nifty 500 Multicap 50:25:25 TRI Index <sup>^</sup>				47.88	22.32	19.39
<b>Mahindra Manulife Consumption Fund - Reg - Growth</b>	13-Nov-18	Mr. Abhinav Khandelwal	1-Apr-22	40.80	19.75	14.28
		Ms. Fatema Pacha	21-Dec-20			
Nifty India Consumption TRI <sup>^</sup>				42.95	20.70	17.20
<b>Mahindra Manulife Equity Savings Fund - Reg - Growth</b>	01-Feb-17	Mr. Manish Lodha (Equity Portion)	21-Dec-20	19.43	10.33	10.82
		Mr. Renjith Sivaram (Equity Portion)	03-Jul-23			
		Mr. Pranav Patel <sup>§</sup>	05-Jan-24			
		Mr. Rahul Pal (Debt Portion)	Since inception			
Nifty Equity Savings Index TRI <sup>^</sup>				15.49	9.53	9.66
<b>Mahindra Manulife Mid Cap Fund - Reg - Growth</b>	30-Jan-18	Mr. Abhinav Khandelwal	1-Feb-22	60.02	26.81	23.98
		Mr. Manish Lodha	21-Dec-20			
Nifty Midcap 150 TRI <sup>^</sup>				57.93	26.56	23.34
<b>Mahindra Manulife Aggressive Hybrid Fund - Reg - Growth</b>	19-July-19	Ms. Fatema Pacha (Equity Portion)	16-Oct-20	33.50	17.53	-
		Mr. Manish Lodha (Equity Portion)	21-Dec-20			
		Mr. Rahul Pal (Debt Portion)	Since inception			
CRISIL Hybrid 35+65 Aggressive Index <sup>^</sup>				27.43	14.09	-
<b>Mahindra Manulife Large Cap Fund - Reg - Growth</b>	15-Mar-19	Mr. Abhinav Khandelwal	1-Mar-22	34.19	16.02	15.02
		Ms. Fatema Pacha	21-Dec-20			
Nifty 100 Index TRI <sup>^</sup>				35.01	17.00	15.52
<b>Mahindra Manulife Large &amp; Mid Cap Fund - Reg - Growth</b>	30-Dec-19	Mr. Manish Lodha	21-Dec-20	51.01	23.45	-
		Mr. Abhinav Khandelwal	1-Feb-22			
NIFTY Large Midcap 250 TRI <sup>^</sup>				46.28	21.81	-
<b>Mahindra Manulife Arbitrage Fund - Reg - Growth</b>	24-Aug-20	Mr. Abhinav Khandelwal (Equity Portion)	1-Apr-22	6.04	4.26	-
		Mr. Manish Lodha (Equity Portion)	21-Dec-20			
		Mr. Rahul Pal (Debt Portion)	Since inception			
Nifty 50 Arbitrage Index <sup>^</sup>				8.17	5.72	-
<b>Mahindra Manulife Focused Fund - Reg - Growth</b>	17-Nov-20	Mr. Krishna Sanghavi	Since inception	48.92	24.94	-
		Ms. Fatema Pacha	21-Dec-20			
NSE 500 Index TRI <sup>^</sup>				40.75	19.32	-
<b>Mahindra Manulife Balanced Advantage Fund</b>	30-Dec-21	Mr. Manish Lodha (Equity Portion)	Since inception	30.41	-	-
		Ms. Fatema Pacha (Equity Portion)				
		Mr. Rahul Pal (Debt Portion)				
Nifty 50 Hybrid Composite Debt 50: 50 Index <sup>^</sup>				18.95	-	-
<b>Mahindra Manulife Small Cap Fund</b>	12-Dec-22	Mr. Abhinav Khandelwal	Since inception	66.30	-	-
		Mr. Manish Lodha				
S&P BSE 250 Small Cap TRI <sup>^</sup>				59.72	-	-

<sup>^</sup>Benchmark CAGR - Compounded Annual Growth Rate. <sup>§</sup>Dedicated Fund Manager for Overseas Investments.

**Past performance may or may not be sustained in future and should not be used as a basis of comparison with other investments.** The performance details provided above are of Growth Option under Regular Plan Different Plans i.e Regular Plan and Direct Plan under the scheme has different expense structure. Mr. Manish Lodha manage 10 schemes and Ms. Fatema Pacha manage 8 schemes each of Mahindra Manulife Mutual Fund. The performance data for the schemes which have not completed one year has not been provided.

Performance as on March 28, 2024

**Disclaimer :** Readers of this material should rely on information / data arising out of their own investigations and advised to seek independent professional advice and arrive at an informed decision before making any investments. Neither Mahindra Manulife Investment Management Private Limited nor Mahindra Manulife Trustee Private Limited, its directors or associates shall be liable for any damages that may arise from the use of the information contained herein.

**Get in Touch:** Unit No. 204, 2nd Floor, Amity Building, Piramal Agastya Corporate Park, LBS Road, Kamani Junction, Kurla (W), Mumbai - 400 070.  
Phone: +91-22-66327900, Fax: +91-22-66327932, Toll Free No.: 1800 419 6244 Website: www.mahindramanulife.com

**Mutual Fund investments are subject to market risks, read all scheme related documents carefully.**