

Distributed by:



The **Power of 3** is here to empower your money.

Mahindra Manulife Multi Cap Fund

(Multi Cap Fund- An open ended equity scheme investing across large cap, mid cap, small cap stocks)

July 31, 2024

Why invest in this Scheme ?



Prudent portfolio of investments across companies and sectors.



Actively managed by professional fund managers for potential long term capital appreciation.

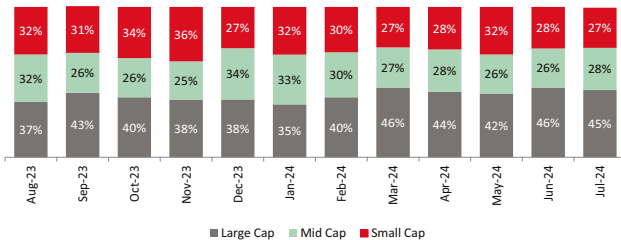


Opportunity to participate in successful businesses through equity market.

Scheme Positioning

- A well-diversified portfolio of companies having demonstrated industry leadership and scalability leading to high earnings growth potential.
- The portfolio will tap into emerging growth opportunities from across sectors stemming from under penetration, structural market share shifts and technology driven changes.

12 Month Market Capitalization Trend (% to Equity Holdings)



■ Large Cap ■ Mid Cap ■ Small Cap

As per the Market Capitalization data provided by AMFI (In line with the applicable SEBI guidelines)

Top 5 Sectors of the scheme (% to Net Assets)

Sector	MMMCF*	Nifty 500 Multicap 50:25:25 TRI
Financial Services	17.42%	25.10%
Capital Goods	11.34%	8.77%
Information Technology	10.49%	8.30%
Oil Gas & Consumable Fuels	10.30%	7.03%
Fast Moving Consumer Goods	8.16%	5.92%

*Mahindra Manulife Multi Cap Fund

Data as on July 31, 2024

Significant Portfolio changes of the Current Month

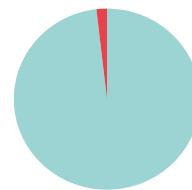
Fresh Additions	Complete Exits
Security	Security
Granules India Limited	Bharat Heavy Electricals Limited
Indus Towers Limited	Bharti Hexacom Limited
ITC Limited	Canara Bank
Manappuram Finance Limited	Coal India Limited
Oil & Natural Gas Corporation Limited	Dixon Technologies (India) Limited
PCBL Limited	Garden Reach Shipbuilders & Engineers Limited
The Great Eastern Shipping Company Limited	ICICI Bank Limited
Voltamp Transformers Limited	ICICI Securities Limited
	Jio Financial Services Limited
	K.P.R. Mill Limited
	NMDC Limited
	PNB Housing Finance Limited
	Solar Industries India Limited
	The South Indian Bank Limited

Note: The companies/stock(s) referred above are only for the purpose of disclosure of significant portfolio changes during the month and should not be construed as recommendation to buy/sell/hold. The fund manager may or may not choose to hold these companies/stocks, from time to time. Investors are requested to consult their financial, tax and other advisors before taking any investment decision(s). Data as on July 31, 2024

Portfolio Update for the Month

- Key Overweight sectors/Industries include Oil & Gas , Construction Materials and Capital Goods vs the Scheme's Benchmark
- Key Underweight sectors /Industries include Banks, Metals & Mining and Automobile and Auto Components vs the Scheme's Benchmark.

Asset Allocation (%)



- 97.09% - Equity Holdings
- 2.91% - Cash & Other Receivables

Data as on July 31, 2024

Top 10 Equity Holdings (as on July 31, 2024)

Security	% to Net Assets
HDFC Bank Limited	5.76%
Reliance Industries Limited	4.60%
Tata Consultancy Services Limited	3.59%
Indus Towers Limited	3.27%
Grasim Industries Limited	2.83%
NTPC Limited	2.80%
Wipro Limited	2.70%
Hindustan Unilever Limited	2.62%
Aurobindo Pharma Limited	2.57%
Samvardhana Motherson International Limited	2.32%
Total	33.06%

Portfolio Stats

Turnover Ratio (Last 1 year)	1.42
Standard Deviation	14.22%
Beta	0.95
Sharpe Ratio*	1.12
Jenson's Alpha	0.0656

*Risk-free rate assumed to be 6.55% (MIBOR as on 31-07-24) - Source:www.mmda.org
Note: As per AMFI guidelines for factsheet, the ratios are calculated based on month rolling returns for last 3 years. Data as on July 31, 2024

Scheme Details

Investment Objective:

The investment objective of the Scheme is to provide medium to long term capital appreciation through appropriate diversification and taking low risk on business quality. The diversified portfolio would predominantly consist of equity and equity related securities including derivatives. However, there can be no assurance that the investment objective of the Scheme will be achieved.

Fund Manager:

Mr. Manish Lodha

Total Experience : 23 years | **Experience in managing this fund:** 3 years and 7 months (Managing since December 21, 2020)

Ms. Fatema Pacha

Total Experience : 18 years | **Experience in managing this fund:** 3 years and 9 months (managing since October 16, 2020)

Date of allotment: May 11, 2017

Benchmark: Nifty 500 Multicap 50:25:25 TRI Index

Option: IDCW (IDCW Option will have IDCW Reinvestment (D) & IDCW Payout facility) and Growth (D)

D-Default

Minimum Redemption / Switch-outs: Rs. 1,000/- or 100 units or account balance, whichever is lower

Minimum Application Amount: Rs. 1,000 and in multiples of Re. 1/- thereafter

Minimum Additional Purchase Amount: Rs. 1,000 and in multiples of Re. 1/- thereafter

Minimum Weekly & Monthly SIP Amount: Rs 500 and in multiples of Re. 1/- thereafter

Minimum Weekly & Monthly SIP Installments: 6

Minimum Quarterly SIP Amount: Rs 1,500 and in multiples of Re. 1/- thereafter

Minimum Quarterly SIP installments: 4

Monthly AAUM as on July 31, 2024 (Rs. in Cr.): 4,271.68

Monthly AUM as on July 31, 2024 (Rs. in Cr.): 4,416.50

Entry Load: Not applicable

Exit Load: • An Exit Load of 1% is payable if Units are redeemed switched-out upto 3 months from the date of allotment;

• Nil if Units are redeemed / switched-out after 3 months from the date of allotment.

Scheme Performance (as on July 31, 2024)

Mahindra Manulife Multi Cap Fund	CAGR Returns (%)				Value of Investment of ₹ 10,000*				NAV / Index Value (as on July 31, 2024)
	1 Year	3 Years	5 Years	Since Inception	1 Year (₹)	3 Years (₹)	5 Years (₹)	Since Inception	
Regular Plan - Growth Option	47.46	23.62	27.79	19.24	14,762	18,914	34,127	35,664	35.6643
Nifty 500 Multicap 50:25:25 TRI [^]	45.17	23.22	25.91	17.53	14,531	18,729	31,680	32,137	21,237.20
Nifty 50 TRI ^{^^}	27.76	17.86	18.90	15.87	12,784	16,387	23,784	29,001	36,959.48

[^]Benchmark ^{^^}Additional Benchmark. CAGR - Compounded Annual Growth Rate. Inception/Allotment date: 11-May-17. **Past performance may or may not be sustained in future and should not be used as a basis of comparison with other investments.** Since inception returns of the scheme is calculated on face value of Rs. 10 invested at inception. The performance details provided above are of Growth Option under Regular Plan. Different Plans i.e Regular Plan and Direct Plan under the scheme has different expense structure. Mr. Manish Lodha is managing this fund since December 21, 2020. Ms. Fatema Pacha is managing this scheme since October 16, 2020. *Based on standard investment of Rs. 10,000 made at the beginning of the relevant period.

SIP Performance (as on July 31, 2024)

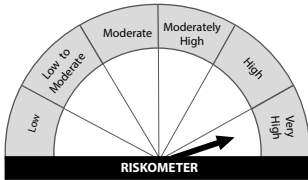
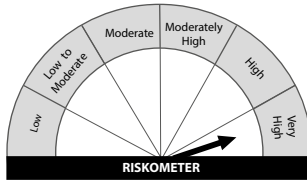
SIP Investment Period	Total Amount Invested (₹)	Regular Plan		Nifty 500 Multicap 50:25:25 TRI [^]		Nifty 50 TRI ^{^^}	
		Market Value (₹)	CAGR Returns (%)	Market Value (₹)	CAGR Returns (%)	Market Value (₹)	CAGR Returns (%)
1 Year	120,000	150,851	50.92	150,822	50.87	142,084	35.84
3 Years	360,000	570,256	32.29	563,882	31.44	493,704	21.63
5 Years	600,000	1,288,141	31.14	1,252,911	29.97	1,023,802	21.52
Since Inception	860,000	2,160,068	25.21	2,024,392	23.43	1,677,314	18.28

[^]Benchmark ^{^^}Additional Benchmark. CAGR - Compounded Annual Growth Rate. Inception/Allotment date: 11-May-17. **Past performance may or may not be sustained in future and should not be used as a basis of comparison with other investments.** Returns greater than 1 year period are compounded annualized. For SIP returns, monthly investment of equal amounts invested on the 1st business day of every month has been considered. CAGR Returns (%) are computed after accounting for the cash flow by using the XIRR method (Investment internal rate of return).

Distributed by:

Disclaimer : Readers of this material should rely on information / data arising out of their own investigations and advised to seek independent professional advice and arrive at an informed decision before making any investments. Neither Mahindra Manulife Investment Management Private Limited nor Mahindra Manulife Trustee Private Limited, its directors or associates shall be liable for any damages that may arise from the use of the information contained herein.

Get in Touch: Unit No. 204, 2nd Floor, Amity Building, Piramal Agastya Corporate Park, LBS Road, Kamani Junction, Kurla (W), Mumbai - 400 070.
Phone: +91-22-66327900, Fax: +91-22-66327932
Toll Free No.: 1800 419 6244 Website: www.mahindramanulife.com

Scheme Name	This Product is Suitable for investors who are seeking*	Scheme Riskometer	Scheme Benchmark	Benchmark Riskometer
Mahindra Manulife Multi Cap Fund	<ul style="list-style-type: none"> Medium to Long term capital appreciation. Investment predominantly in equity and equity related securities including derivatives. 	 <p>RISKOMETER Investors understand that their principal will be at very high risk</p>	Nifty 500 Multicap 50:25:25 TRI	 <p>RISKOMETER</p>

*Investors should consult their financial advisers if in doubt about whether the product is suitable for them.

Mutual Fund investments are subject to market risks, read all scheme related documents carefully.

Performance of other schemes managed by the Fund Manager(s)

Scheme Name	Scheme Inception Date	Fund Manager(s)	Managing since	CAGR Returns (%)		
				1 yr	3 yrs	5 yrs
Mahindra Manulife ELSS Tax Saver Fund - Reg - Growth	18-Oct-16	Ms. Fatema Pacha	16-Oct-20	33.21	18.90	21.78
		Mr. Manish Lodha	21-Dec-20			
Nifty 500 TRI ^A				39.15	21.05	22.32
Mahindra Manulife Consumption Fund - Reg - Growth	13-Nov-18	Mr. Abhinav Khandelwal	1-Apr-22	41.70	22.04	20.78
		Ms. Fatema Pacha	21-Dec-20			
Nifty India Consumption TRI ^A				41.73	24.04	22.67
Mahindra Manulife Equity Savings Fund - Reg - Growth	01-Feb-17	Mr. Manish Lodha (Equity Portion)	21-Dec-20	17.46	10.42	12.27
		Mr. Renjith Sivaram (Equity Portion)	03-Jul-23			
		Mr. Pranav Patel ^S	05-Jan-24			
		Mr. Rahul Pal (Debt Portion)	Since inception			
Nifty Equity Savings TRI ^A				14.78	10.18	10.83
Mahindra Manulife Mid Cap Fund - Reg - Growth	30-Jan-18	Mr. Abhinav Khandelwal	1-Feb-22	61.97	27.89	31.34
		Mr. Manish Lodha	21-Dec-20			
Nifty Midcap 150 TRI ^A				55.35	28.60	31.54
Mahindra Manulife Aggressive Hybrid Fund - Reg - Growth	19-July-19	Ms. Fatema Pacha (Equity Portion)	16-Oct-20	35.41	19.04	21.56
		Mr. Manish Lodha (Equity Portion)	21-Dec-20			
		Mr. Rahul Pal (Debt Portion)	Since inception			
		Mr. Amit Garg (Debt Portion)	02-May-24			
CRISIL Hybrid 35+65 Aggressive Index ^A				26.26	15.36	16.75
Mahindra Manulife Large Cap Fund - Reg - Growth	15-Mar-19	Ms. Fatema Pacha	21-Dec-20	34.36	17.88	19.29
		Mr. Abhinav Khandelwal	1-Mar-22			
Nifty 100 Index TRI ^A				33.59	18.76	19.62
Mahindra Manulife Large & Mid Cap Fund - Reg - Growth	30-Dec-19	Mr. Manish Lodha	21-Dec-20	39.95	21.85	-
		Mr. Abhinav Khandelwal	1-Feb-22			
NIFTY Large Midcap 250 TRI ^A				44.31	23.72	-
Mahindra Manulife Arbitrage Fund - Reg - Growth	24-Aug-20	Mr. Abhinav Khandelwal (Equity Portion)	1-Apr-22	6.33	4.52	-
		Mr. Manish Lodha (Equity Portion)	21-Dec-20			
		Mr. Rahul Pal (Debt Portion)	Since inception			
Nifty 50 Arbitrage Index ^A				7.88	5.95	-
Mahindra Manulife Focused Fund - Reg - Growth - Reg - Growth	17-Nov-20	Mr. Krishna Sanghavi	Since inception	50.77	25.60	-
		Ms. Fatema Pacha	21-Dec-20			
NSE 500 TRI ^A				39.15	21.05	-
Mahindra Manulife Flexi Cap Fund - Reg - Growth	23-Aug-21	Ms. Fatema Pacha	Since inception	37.11	-	-
		Mr. Manish Lodha				
Nifty 500 TRI ^A				39.15	-	-
Mahindra Manulife Balanced Advantage Fund - Reg - Growth	30-Dec-21	Mr. Manish Lodha (Equity Portion)	Since inception	27.22	-	-
		Ms. Fatema Pacha (Equity Portion)				
		Mr. Rahul Pal (Debt Portion)				
Nifty 50 Hybrid Composite Debt 50: 50 Index ^A				17.68	-	-
Mahindra Manulife Small Cap Fund - Reg - Growth	12-Dec-22	Mr. Abhinav Khandelwal	Since inception	64.23	-	-
		Mr. Manish Lodha				
BSE 250 Small Cap TRI ^A				54.26	-	-

^ABenchmark CAGR - Compounded Annual Growth Rate. ^SDedicated Fund Manager for Overseas Investments.

Past performance may or may not be sustained in future and should not be used as a basis of comparison with other investments. The performance details provided above are of Growth Option under Regular Plan. Different Plans i.e Regular Plan and Direct Plan under the scheme has different expense structure. Mr. Manish Lodha manages 10 schemes and Ms. Fatema Pacha manages 8 schemes each of Mahindra Manulife Mutual Fund. The performance data for the schemes which have not completed one year has not been provided.

Performance as on July 31, 2024

Disclaimer : Readers of this material should rely on information / data arising out of their own investigations and advised to seek independent professional advice and arrive at an informed decision before making any investments. Neither Mahindra Manulife Investment Management Private Limited nor Mahindra Manulife Trustee Private Limited, its directors or associates shall be liable for any damages that may arise from the use of the information contained herein.

Get in Touch: Unit No. 204, 2nd Floor, Amity Building, Piramal Agastya Corporate Park, LBS Road, Kamani Junction, Kurla (W), Mumbai - 400 070.

Phone: +91-22-66327900, Fax: +91-22-66327932, Toll Free No.: 1800 419 6244 Website: www.mahindramanulife.com

Mutual Fund investments are subject to market risks, read all scheme related documents carefully.