

Distributed by:

Aim to reach
the peak of financial growth

Mahindra Manulife Aggressive Hybrid Fund

(An open ended hybrid scheme investing predominantly in equity and equity related instruments)

July 31, 2024

C No. 01529

Why invest in this Scheme ?



Balanced portfolio with growth focus



Security selection through robust process frameworks

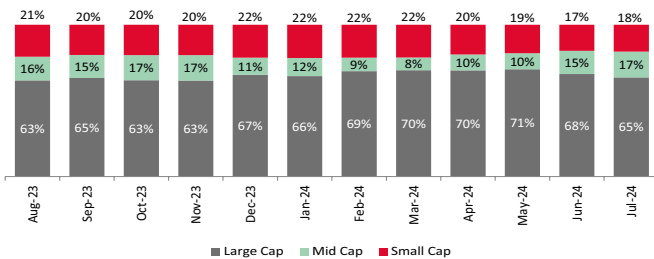


Suitable for planning long term goals

Scheme Positioning

- Tactical allocations across asset class adaptive to market cycles
- Higher equity allocation to companies with high growth potential from across market caps
- High emphasis on quality of debt securities through a robust credit risk appraisal process

12 Month Market Capitalization Trend (% to Equity Holdings)



As per the Market Capitalization data provided by AMFI (In line with the applicable SEBI guidelines)

Top 5 Sectors of the scheme® (% to Net Assets)

Sector	MMAHF*	CRISIL Hybrid 35+65 Aggressive Index
Financial Services	20.31%	27.06%
Fast Moving Consumer Goods	9.34%	7.74%
Information Technology	9.09%	10.31%
Oil Gas & Consumable Fuels	6.96%	9.93%
Automobile And Auto Components	5.66%	7.60%

®For the equity portion

*Mahindra Manulife Aggressive Hybrid Fund

Data as on July 31, 2024

Portfolio Information

Annualised Portfolio YTM*1A	7.70% ²
Macaulay Duration ^A	4.89 years ²
Modified Duration ^A	4.68 ²
Residual Maturity ^A	8.26 years ²
Portfolio Turnover Ratio (Last 1 year)	0.90
As on (Date)	July 31, 2024
Standard Deviation	10.72%
Beta	1.10
Sharpe Ratio [#]	1.08
Jenson's Alpha	0.1885

*In case of semi annual YTM, it will be annualised ^AFor debt component

[#]Risk-free rate assumed to be 6.55% (MIBOR as on 31-07-24) - Source: www.mmda.org

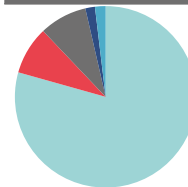
¹Yield to maturity should not be construed as minimum return offered by the Scheme; ²Calculated on amount invested in debt securities (including accrued interest), deployment of funds in TREPS and Reverse Repo and net receivable / payable.

Calculated for the period since inception till July 31, 2024. | Data Source: ICRA Analytics, Bloomberg | Data as on July 31, 2024 | N.A.: Net Assets

Portfolio Update for the Month

- Key Overweight sectors/Industries include Capital Goods, FMCG and Construction sector vs the Scheme's Benchmark
- Key Underweight sectors /Industries include Power , Finance and Metals & Mining vs the Scheme's Benchmark

Asset Allocation (%)



- 79.36% - Equity Holdings
- 8.55% - Government Bond
- 8.49% - Corporate Bond
- 1.71% - Zero Coupon Bond
- 1.89% - Cash & Other Receivables

Data as on July 31, 2024

Top 10 Equity Holdings (as on July 31, 2024)

Security	% of Net Assets
HDFC Bank Limited	5.54%
ICICI Bank Limited	5.42%
Infosys Limited	4.33%
Reliance Industries Limited	4.31%
State Bank of India	3.19%
ITC Limited	3.03%
Larsen & Toubro Limited	2.92%
UltraTech Cement Limited	2.37%
Tata Consultancy Services Limited	2.21%
Axis Bank Limited	1.92%
Total	35.25%

Top 5 Debt Holdings (as on July 31, 2024)

Security	% to Net Assets
7.1% GOI (MD 08/04/2034) (SOV)	3.15%
7.18% GOI (MD 24/07/2037) (SOV)	2.94%
Bharti Telecom Limited (CB)	1.77%
Tata Motors Finance Limited (ZCB)	1.71%
7.3% GOI (MD 19/06/2053) (SOV)	1.51%
Total	11.09%

CP - Commercial Paper, CD - Certificate of Deposit, CB - Corporate Bond, SOV- Sovereign

C No. 01294

Scheme Details

Investment Objective:

The Scheme seeks to generate long term capital appreciation and also income through investments in equity and equity related instruments and investments in debt and money market instruments. However, there can be no assurance that the investment objective of the Scheme will be achieved. The Scheme does not assure or guarantee any returns.

Fund Manager:

Ms. Fatema Pacha (Equity) | Total Experience: 18 years
Experience in managing this fund: 3 years and 9 months
(Managing since October 16, 2020)

Mr. Manish Lodha (Equity) | Total Experience: 23 years
Experience in managing this fund: 3 years and 7 months (Managing since December 21, 2020)

Mr. Rahul Pal (Debt) | Total Experience: 22 years
Experience in managing this fund: 5 years (Managing since July 19, 2019)

Mr. Amit Garg (Debt) | Total Experience: 19 years
Experience in managing this fund: 3 months (Managing since May 02, 2024)

Date of allotment: July 19, 2019

Benchmark: CRISIL Hybrid 35+65 Aggressive Index

Option: IDCW (IDCW Option will have IDCW Reinvestment (D) & IDCW Payout facility) and Growth (D) D-Default

Minimum Application Amount: Rs. 1,000/- and in multiples of Re. 1/- thereafter

Minimum Weekly & Monthly SIP Amount: Rs 500 and in multiples of Re. 1/- thereafter

Monthly AAUM as on July 31, 2024 (Rs. in Cr.): 1,321.70

Monthly AUM as on July 31, 2024 (Rs. in Cr.): 1,363.60

Entry Load: Not applicable

Exit Load: 10% of the units allotted shall be redeemed without any exit load, on or before completion of 3 months from the date of allotment of Units.

Any redemption in excess of the above limit shall be subject to the following exit load:

- An exit load of 1% is payable if Units are redeemed / switched-out on or before completion of 3 months from the date of allotment of Units;
- Nil - If Units are redeemed / switched-out after completion of 3 months from the date of allotment of Units

Significant Portfolio changes of the Current Month

Fresh Additions		Complete Exits	
Security		Security	
Hindustan Unilever Limited	-	Cholamandalam Investment and Finance Company Ltd	-
Karur Vysya Bank Limited	-	Deepak Fertilizers and Petrochemicals Corporation Limited	-
-	-	Mahindra & Mahindra Limited	-

Note: The companies/stock(s) referred above are only for the purpose of disclosure of significant portfolio changes during the month and should not be construed as recommendation to buy/sell/ hold. The fund manager may or may not choose to hold these companies/stocks, from time to time. Investors are requested to consult their financial, tax and other advisors before taking any investment decision(s). Data as on July 31, 2024

Scheme Performance (as on July 31, 2024)

Mahindra Manulife Aggressive Hybrid Fund	CAGR Returns (%)				Value of Investment of ₹ 10,000*				NAV / Index Value (as on July 31, 2024)
	1 Year	3 Years	5 Years	Since Inception	1 Year (₹)	3 Years (₹)	5 Years (₹)	Since Inception	
Regular Plan - Growth Option	35.41	19.04	21.56	21.33	13,553	16,883	26,575	26,486	26.4858
CRISIL Hybrid 35+65 Aggressive Index [^]	26.26	15.36	16.75	16.25	12,634	15,363	21,708	21,357	20,228.33
Nifty 50 TRI ^{^^}	27.76	17.86	18.90	18.16	12,784	16,387	23,784	23,179	36,959.48

[^]Benchmark ^{^^}Additional Benchmark. CAGR - Compounded Annual Growth Rate. Inception/Allotment date: 19-Jul-19. **Past performance may or may not be sustained in future and should not be used as a basis of comparison with other investments.** Since inception returns of the scheme is calculated on face value of Rs. 10 invested at inception. The performance details provided above are of Growth Option under Regular Plan. Different Plans i.e Regular Plan and Direct Plan under the scheme has different expense structure. *Based on standard investment of Rs. 10,000 made at the beginning of the relevant period. Ms. Fatema Pacha is managing this scheme since October 16, 2020. Mr. Manish Lodha is managing this fund since December 21, 2020. Mr. Amit Garg is managing the scheme since May 02, 2024.

SIP Performance (as on July 31, 2024)

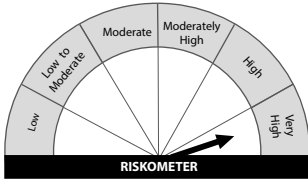
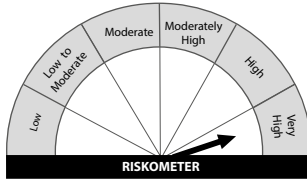
SIP Investment Period	Total Amount Invested (₹)	Regular Plan		CRISIL Hybrid 35+65 Aggressive Index [^]		Nifty 50 TRI ^{^^}	
		Market Value (₹)	CAGR Returns (%)	Market Value (₹)	CAGR Returns (%)	Market Value (₹)	CAGR Returns (%)
1 Year	1,20,000	1,46,938	44.13	1,39,518	31.51	1,42,084	35.84
3 Years	3,60,000	5,21,799	25.66	4,79,199	19.49	4,93,704	21.63
3 Years	6,00,000	10,81,821	23.81	9,50,250	18.45	10,23,802	21.52
Since Inception	6,00,000	10,81,821	23.81	9,50,250	18.45	10,23,802	21.52

[^]Benchmark ^{^^}Additional Benchmark. CAGR - Compounded Annual Growth Rate. Inception/Allotment date: 19-Jul-19. **Past performance may or may not be sustained in future and should not be used as a basis of comparison with other investments.** Returns greater than 1 year period are compounded annualized. For SIP returns, monthly investment of equal amounts invested on the 1st business day of every month has been considered. CAGR Returns (%) are computed after accounting for the cash flow by using the XIRR method (investment internal rate of return).

Distributed by:

Disclaimer: Readers of this material should rely on information / data arising out of their own investigations and advised to seek independent professional advice and arrive at an informed decision before making any investments. Neither Mahindra Manulife Investment Management Private Limited nor Mahindra Manulife Trustee Private Limited, its directors or associates shall be liable for any damages that may arise from the use of the information contained herein.

Get in Touch: Unit No. 204, 2nd Floor, Amity Building, Piramal Agastya Corporate Park, LBS Road, Kamani Junction, Kurla (W), Mumbai - 400 070.
Phone: +91-22-66327900, Fax: +91-22-66327932
Toll Free No.: 1800 419 6244 Website: www.mahindramanulife.com

Scheme Name	This Product is Suitable for investors who are seeking**	Scheme Riskometer	Scheme Benchmark	Benchmark Riskometer
Mahindra Manulife Aggressive Hybrid Fund	<ul style="list-style-type: none"> • Long term capital appreciation and generation of income; • Investment in equity and equity related instruments and debt and money market instruments. 	 <p>Investors understand that their principal will be at very high risk</p>	CRISIL Hybrid 35+65 Aggressive Index	

**Investors should consult their financial advisers if in doubt about whether the product is suitable for them.

Mutual Fund investments are subject to market risks, read all scheme related documents carefully.

Performance of other schemes managed by the Fund Manager(s) (as on July 31, 2024)

Scheme Name	Scheme Inception Date	Fund Manager(s)	Managing since	CAGR Returns (%)		
				1 yr	3 yrs	5 yrs
Mahindra Manulife ELSS Tax Saver Fund - Reg - Growth	18-Oct-16	Ms. Fatema Pacha	16-Oct-20	33.21	18.90	21.78
		Mr. Manish Lodha	21-Dec-20			
Nifty 500 TRI [^]				39.15	21.05	22.32
Mahindra Manulife Multi Cap Fund - Reg - Growth	11-May-17	Mr. Manish Lodha	21-Dec-20	47.46	23.62	27.79
		Ms. Fatema Pacha	16-Oct-20			
Nifty 500 Multicap 50:25:25 TRI [^]				45.17	23.22	25.91
Mahindra Manulife Consumption Fund - Reg - Growth	13-Nov-18	Mr. Abhinav Khandelwal	1-Apr-22	41.70	22.04	20.78
		Ms. Fatema Pacha	21-Dec-20			
Nifty India Consumption TRI [^]				41.73	24.04	22.67
Mahindra Manulife Mid Cap Fund - Reg - Growth	30-Jan-18	Mr. Abhinav Khandelwal	1-Feb-22	61.97	27.89	31.34
		Mr. Manish Lodha	21-Dec-20			
Nifty Midcap 150 TRI [^]				55.35	28.60	31.54
Mahindra Manulife Equity Savings Fund - Reg - Growth	01-Feb-17	Mr. Manish Lodha (Equity Portion)	21-Dec-20	17.46	10.42	12.27
		Mr. Renjith Sivaram (Equity Portion)	03-Jul-23			
		Mr. Pranav Patel [#]	05-Jan-24			
		Mr. Rahul Pal (Debt Portion)	Since inception			
Nifty Equity Savings Index [^]				14.78	10.18	10.83
Mahindra Manulife Large Cap Fund - Reg - Growth	15-Mar-19	Ms. Fatema Pacha	21-Dec-20	34.36	17.88	19.29
		Mr. Abhinav Khandelwal	1-Mar-22			
Nifty 100 TRI [^]				33.59	18.76	19.62
Mahindra Manulife Large & Mid Cap Fund - Reg - Growth	30-Dec-19	Mr. Manish Lodha	21-Dec-20	39.95	21.85	-
		Mr. Abhinav Khandelwal	1-Feb-22			
NIFTY Large Midcap 250 TRI [^]				44.31	23.72	-
Mahindra Manulife Arbitrage Fund - Reg - Growth	24-Aug-20	Mr. Abhinav Khandelwal (Equity Portion)	1-Apr-22	6.33	4.52	-
		Mr. Manish Lodha (Equity Portion)	21-Dec-20			
		Mr. Rahul Pal (Debt Portion)	Since inception			
Nifty 50 Arbitrage Index [^]				7.88	5.95	-
Mahindra Manulife Focused Fund - Reg - Growth	17-Nov-20	Mr. Krishna Sanghavi	Since inception	50.77	25.60	-
		Ms. Fatema Pacha	21-Dec-20			
Nifty 500 Index TRI [^]				39.15	21.05	-
Mahindra Manulife Flexi Cap Fund - Reg - Growth	23-Aug-21	Ms. Fatema Pacha	Since inception	37.11	-	-
		Mr. Manish Lodha				
Nifty 500 TRI [^]				39.15	-	-
Mahindra Manulife Liquid Fund - Reg - Growth	04-Jul-16	Mr. Rahul Pal	Since inception	7.30	5.87	5.24
		Mr. Amit Garg	08-Jun-20			
CRISIL Liquid Debt A-I Index [^]				7.32	5.96	5.29
Mahindra Manulife Low Duration Fund - Reg - Growth	15-Feb-17	Mr. Rahul Pal	Since inception	6.88	5.27	5.40
		Mr. Manish Lodha	21-Dec-20			
CRISIL Low Duration Debt A-I Index [^]				7.47	5.97	6.10
Mahindra Manulife Ultra Short Duration Fund - Reg - Growth	17-Oct-19	Mr. Rahul Pal	Since inception	7.10	5.63	-
		Mr. Amit Garg	08-Jun-20			
CRISIL Ultra Short Duration Debt A-I Index [^]				7.56	6.16	-
Mahindra Manulife Overnight Fund - Reg - Growth	23-Jul-19	Mr. Rahul Pal	Since inception	6.69	5.46	4.70
		Mr. Amit Garg	08-Jun-20			
CRISIL Liquid Overnight Index [^]				6.84	5.62	4.86
Mahindra Manulife Dynamic Bond Fund - Reg - Growth	20-Aug-18	Mr. Rahul Pal	Since inception	7.61	4.40	4.61
		Mr. Manish Lodha	21-Dec-20			
CRISIL Dynamic Bond A-III Index [^]				7.99	5.62	6.75
Mahindra Manulife Short Duration Fund - Reg - Growth	23-Feb-21	Mr. Rahul Pal	Since inception	7.22	5.06	-
		Mr. Pranav Patel [#]	05-Jan-24			
CRISIL Short Duration Debt A-II Index [^]				7.54	5.64	-
Mahindra Manulife Balanced Advantage Fund - Reg - Growth	30-Dec-21	Ms. Fatema Pacha (Equity Portion)	Since inception	27.22	-	-
		Mr. Manish Lodha (Equity Portion)				
		Mr. Rahul Pal (Debt Portion)				
Nifty 50 Hybrid Composite Debt 50: 50 Index [^]				17.68	-	-
Mahindra Manulife Small Cap Fund - Reg - Growth	12-Dec-22	Mr. Abhinav Khandelwal	Since inception	64.23	-	-
		Mr. Manish Lodha				
BSE 250 Small Cap TRI [^]				54.26	-	-

[^]Benchmark CAGR - Compounded Annual Growth Rate. [#]Dedicated Fund Manager for Overseas Investments.

Past performance may or may not be sustained in future and should not be used as a basis of comparison with other investments. The performance details provided above are of Growth Option under Regular Plan. Different Plans i.e Regular Plan and Direct Plan under the scheme has different expense structure. Mr. Rahul Pal manages 11 schemes, Ms. Fatema Pacha manages 8 schemes, Mr. Manish Lodha manages 10 schemes each of Mahindra Manulife Mutual Fund and Mr. Amit Garg is managing 5 schemes of Mahindra Manulife Mutual Fund. The performance data for the schemes which have not completed one year has not been provided. Performance as on July 31, 2024

Disclaimer : Readers of this material should rely on information / data arising out of their own investigations and advised to seek independent professional advice and arrive at an informed decision before making any investments. Neither Mahindra Manulife Investment Management Private Limited nor Mahindra Manulife Trustee Private Limited, its directors or associates shall be liable for any damages that may arise from the use of the information contained herein.

Get in Touch: Unit No. 204, 2nd Floor, Amity Building, Piramal Agastya Corporate Park, LBS Road, Kamani Junction, Kurla (W), Mumbai - 400 070. Phone: +91-22-66327900, Fax: +91-22-66327932, Toll Free No.: 1800 419 6244 Website: www.mahindramanulife.com

Mutual Fund investments are subject to market risks, read all scheme related documents carefully.