

Distributed by:



The **Power of 3** is here to empower your money.

Mahindra Manulife Multi Cap Fund

(Multi Cap Fund- An open ended equity scheme investing across large cap, mid cap, small cap stocks)

July 31, 2023

Why invest in this Scheme ?



Prudent portfolio of investments across companies and sectors.



Actively managed by professional fund managers for potential long term capital appreciation.

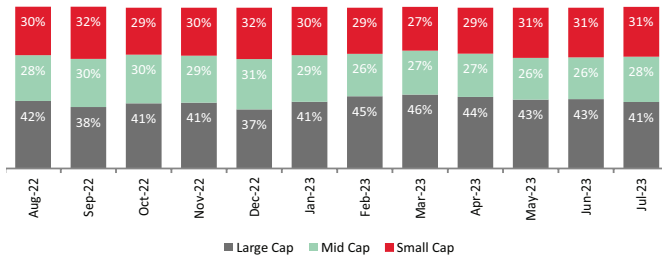


Opportunity to participate in successful businesses through equity market.

Scheme Positioning

- A well-diversified portfolio of companies having demonstrated industry leadership and scalability leading to high earnings growth potential.
- The portfolio will tap into emerging growth opportunities from across sectors stemming from under penetration, structural market share shifts and technology driven changes.

12 Month Market Capitalization Trend (% to Equity Holdings)



As per the Market Capitalization data provided by AMFI (In line with the applicable SEBI guidelines)

Top 5 Sectors of the scheme (% to Net Assets)

Sector	MMMCF	Nifty 500 Multicap 50:25:25 TRI Index
Financial Services	26.91%	28.13%
Capital Goods	17.41%	8.05%
Information Technology	9.20%	8.66%
Consumer Durables	8.37%	3.90%
Oil Gas & Consumable Fuels	5.57%	6.81%

Data as on July 31, 2023

Significant Portfolio changes of the Current Month

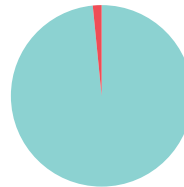
Fresh Additions	Complete Exits
Security	Security
Engineers India Limited	Bharat Forge Limited
ICICI Bank Limited	Container Corporation of India Limited
Ideaforge Technology Limited	Dr. Reddy's Laboratories Limited
Piramal Enterprises Limited	Kirloskar Oil Engines Limited
RITES Limited	-

Note: The companies/stock(s) referred above are only for the purpose of disclosure of significant portfolio changes during the month and should not be construed as recommendation to buy/sell/hold. The fund manager may or may not choose to hold these companies/stocks, from time to time. Investors are requested to consult their financial, tax and other advisors before taking any investment decision(s). Data as on July 31, 2023

Portfolio Update for the Month

- Key Overweight sector/Industries include Capital Goods, Consumer Durables and Construction vs the Scheme's Benchmark
- Key Underweights sectors /Industries includes FMCG, Banks and Healthcare vs the Scheme's Benchmark.
- Portfolio is underweight on large cap, neutral on midcap and overweight on SmallCap

Asset Allocation (%)



- 97.58% - Equity Holdings
- 2.42% - Cash & Other Receivables

Data as on July 31, 2023

Top 10 Equity Holdings (as on July 31, 2023)

Security	% to Net Assets
HDFC Bank Limited	8.04%
Reliance Industries Limited	4.53%
Tech Mahindra Limited	3.09%
Titagarh Rail Systems Limited	2.92%
ICICI Bank Limited	2.51%
Kajaria Ceramics Limited	2.43%
Birlasoft Limited	2.16%
Cummins India Limited	2.14%
REC Limited	2.13%
Piramal Enterprises Limited	2.13%
Total	32.09%

Portfolio Stats

Turnover Ratio (Last 1 year)	1.03
Standard Deviation	15.52%
Beta ¹	0.95
Sharpe Ratio [#]	1.35
Jenson's Alpha ²	0.0514

#Risk-free rate assumed to be 6.60% (MIBOR as on 31-07-23) - Source:www.mmda.org
1. Beta is calculated on the basis of average monthly rolling returns as of last day of the month since inception till July 31, 2023 and annualized. 2. Calculated for the period since inception till July 31, 2023. | Data Source: ICRA Analytics, Bloomberg | Data as on July 31, 2023

Scheme Details

Investment Objective:

The investment objective of the Scheme is to provide medium to long term capital appreciation through appropriate diversification and taking low risk on business quality. The diversified portfolio would predominantly consist of equity and equity related securities including derivatives. However, there can be no assurance that the investment objective of the Scheme will be achieved.

Fund Manager:

Mr. Manish Lodha

Total Experience : 23 years | **Experience in managing this fund:** 2 years and 7 months (Managing since December 21, 2020)

Ms. Fatema Pacha

Total Experience : 18 years | **Experience in managing this fund:** 2 years and 9 months (managing since October 16, 2020)

Date of allotment: May 11, 2017

Benchmark: NIFTY 500 Multicap 50:25:25 TRI

Option: IDCW (IDCW Option will have IDCW Reinvestment (D) & IDCW Payout facility) and Growth (D)

D-Default

Minimum Application Amount: Rs. 1,000 and in multiples of Re. 1/- thereafter

Minimum Additional Purchase Amount: Rs. 1,000 and in multiples of Re. 1/- thereafter

Minimum Redemption / Switch-outs: Rs. 1,000/- or 100 units or account balance, whichever is lower

Minimum Weekly & Monthly SIP Amount: Rs 500 and in multiples of Re. 1/- thereafter

Minimum Weekly & Monthly SIP Installments: 6

Minimum Quarterly SIP Amount: Rs 1,500 and in multiples of Re. 1/- thereafter

Minimum Quarterly SIP installments: 4

Monthly AAUM as on July 31, 2023 (Rs. in Cr.): 1,920.06

Monthly AUM as on July 31, 2023 (Rs. in Cr.): 1,987.76

Entry Load: Not applicable

Exit Load: • An Exit Load of 1% is payable if Units are redeemed switched-out upto 3 months from the date of allotment;

• Nil if Units are redeemed / switched-out after 3 months from the date of allotment.

Note: The Exit Load structure of the scheme has been modified with effect from July 3, 2023

Scheme Performance (as on July 31, 2023)

Mahindra Manulife Multi Cap Fund	CAGR Returns (%)				Value of Investment of ₹ 10,000*				NAV / Index Value (as on July 31, 2023)
	1 Year	3 Years	5 Years	Since Inception	1 Year (₹)	3 Years (₹)	5 Years (₹)	Since Inception	
Regular Plan - Growth Option	22.71	29.76	17.05	15.22	12,285	21,848	21,980	24,160	24.1598
Nifty 500 Multicap 50:25:25 TRI ^	21.21	29.60	14.39	13.60	12,134	21,769	19,590	22,116	14,614.68
Nifty 50 Index TRI ^{^^}	16.18	22.71	13.02	14.06	11,628	18,479	18,447	22,686	28,910.43

[^]Benchmark ^{^^}Additional Benchmark. CAGR - Compounded Annual Growth Rate. Inception/Allotment date: 11-May-17. **Past performance may or may not be sustained in future and should not be used as a basis of comparison with other investments.** Since inception returns of the scheme is calculated on face value of Rs. 10 invested at inception. The performance details provided above are of Growth Option under Regular Plan. Different Plans i.e Regular Plan and Direct Plan under the scheme has different expense structure. Mr. Manish Lodha is managing this fund since December 21, 2020. Ms. Fatema Pacha is managing this scheme since October 16, 2020. *Based on standard investment of Rs. 10,000 made at the beginning of the relevant period.

SIP Performance (as on July 31, 2023)

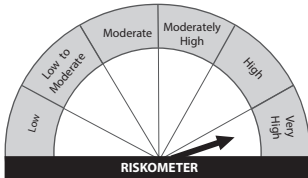
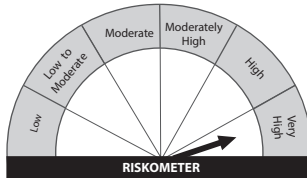
SIP Investment Period	Total Amount Invested (₹)	Regular Plan		Nifty 500 Multicap 50:25:25 TRI [^]		Nifty 50 Index TRI ^{^^}	
		Market Value (₹)	CAGR Returns (%)	Market Value (₹)	CAGR Returns (%)	Market Value (₹)	CAGR Returns (%)
1 Year	1,20,000	1,39,134	31.00	1,38,053	29.18	1,33,068	20.90
3 Years	3,60,000	4,95,971	22.00	4,87,970	20.82	4,58,659	16.41
5 Years	6,00,000	10,44,582	22.37	10,03,794	20.72	9,12,223	16.79
Since Inception	7,40,000	13,61,089	19.61	12,89,324	17.85	12,00,887	15.55

[^]Benchmark ^{^^}Additional Benchmark. CAGR - Compounded Annual Growth Rate. Inception/Allotment date: 11-May-17. **Past performance may or may not be sustained in future and should not be used as a basis of comparison with other investments.** Returns greater than 1 year period are compounded annualized. For SIP returns, monthly investment of equal amounts invested on the 1st business day of every month has been considered. CAGR Returns (%) are computed after accounting for the cash flow by using the XIRR method (investment internal rate of return).

Distributed by:

Disclaimer : Readers of this material should rely on information / data arising out of their own investigations and advised to seek independent professional advice and arrive at an informed decision before making any investments. Neither Mahindra Manulife Investment Management Private Limited nor Mahindra Manulife Trustee Private Limited, its directors or associates shall be liable for any damages that may arise from the use of the information contained herein.

Get in Touch: Sadhana House, 1st Floor, 570, P.B. Marg, Worli, Mumbai - 400 018, India.
Phone: +91-22-66327900, Fax: +91-22-66327932
Toll Free No.: 1800 419 6244 Website: www.mahindramanulife.com

Scheme Name	This Product is Suitable for investors who are seeking*	Scheme Riskometer	Scheme Benchmark	Benchmark Riskometer
Mahindra Manulife Multi Cap Fund	<ul style="list-style-type: none"> Medium to Long term capital appreciation. Investment predominantly in equity and equity related securities including derivatives. 	 <p>RISKOMETER Investors understand that their principal will be at very high risk</p>	Nifty 500 Multicap 50:25:25 Index TRI	 <p>RISKOMETER</p>

*Investors should consult their financial advisers if in doubt about whether the product is suitable for them.

Mutual Fund investments are subject to market risks, read all scheme related documents carefully.

Performance of other schemes managed by the Fund Manager(s)

Scheme Name	Scheme Inception Date	Fund Manager(s)	Managing since	CAGR Returns (%)		
				1 yr	3 yrs	5 yrs
Mahindra Manulife ELSS Fund - Reg - Growth	18-Oct-16	Ms. Fatema Pacha	16-Oct-20	17.44	26.26	12.97
		Mr. Manish Lodha	21-Dec-20			
Nifty 500 Index TRI [^]				17.25	24.91	13.29
Mahindra Manulife Consumption Fund - Reg - Growth	13-Nov-18	Mr. Abhinav Khandelwal	1-Apr-22	16.62	22.57	-
		Ms. Fatema Pacha	21-Dec-20			
Nifty India Consumption TRI [^]				12.70	20.78	-
Mahindra Manulife Equity Savings Fund - Reg - Growth	01-Feb-17	Mr. Manish Lodha (Equity Portion)	21-Dec-20	10.24	12.88	9.15
		Mr. Renjith Sivaram (Equity Portion) ^{##}	03-Jul-23			
		Mr. Kush Sonigara ^{§##}	03-Jul-23			
		Mr. Rahul Pal (Debt Portion)	Since inception			
Nifty Equity Savings Index TRI [^]				10.07	11.13	8.87
Mahindra Manulife Mid Cap Fund - Reg - Growth	30-Jan-18	Mr. Abhinav Khandelwal	1-Feb-22	25.57	31.77	16.90
		Mr. Manish Lodha	21-Dec-20			
Nifty Midcap 150 TRI [^]				26.98	35.20	17.24
Mahindra Manulife Aggressive Hybrid Fund - Reg - Growth	19-July-19	Ms. Fatema Pacha (Equity Portion)	16-Oct-20	16.71	22.24	-
		Mr. Manish Lodha (Equity Portion)	21-Dec-20			
		Mr. Rahul Pal (Debt Portion)	Since inception			
CRISIL Hybrid 35+65 Aggressive Index [^]				13.24	17.11	-
Mahindra Manulife Large Cap Fund - Reg - Growth	15-Mar-19	Mr. Abhinav Khandelwal	1-Mar-22	15.25	21.67	-
		Ms. Fatema Pacha	21-Dec-20			
Nifty 100 Index TRI [^]				14.08	21.95	-
Mahindra Manulife Large & Mid Cap Fund - Reg - Growth	30-Dec-19	Mr. Manish Lodha	21-Dec-20	19.47	28.02	-
		Mr. Abhinav Khandelwal	1-Feb-22			
NIFTY Large Midcap 250 TRI [^]				20.49	28.53	-
Mahindra Manulife Arbitrage Fund - Reg - Growth	24-Aug-20	Mr. Abhinav Khandelwal (Equity Portion)	1-Apr-22	4.95	-	-
		Mr. Manish Lodha (Equity Portion)	21-Dec-20			
		Mr. Rahul Pal (Debt Portion)	Since inception			
Nifty 50 Arbitrage Index [^]				6.77	-	-
Mahindra Manulife Focused Fund - Reg - Growth - Reg - Growth	17-Nov-20	Mr. Krishna Sanghavi	Since inception	21.55	-	-
		Ms. Fatema Pacha	21-Dec-20			
NSE 500 Index TRI [^]				17.25	-	-
Mahindra Manulife Flexi Cap Fund - Reg - Growth	23-Aug-21	Ms. Fatema Pacha	Since inception	19.72	-	-
		Mr. Manish Lodha				
Nifty 500 Index TRI [^]				17.25	-	-
Mahindra Manulife Balanced Advantage Fund	30-Dec-21	Mr. Manish Lodha (Equity Portion)	Since inception	12.75	-	-
		Ms. Fatema Pacha (Equity Portion)				
		Mr. Rahul Pal (Debt Portion)				
Nifty 50 Hybrid Composite Debt 50: 50 Index [^]				11.94	-	-

[^]Benchmark CAGR - Compounded Annual Growth Rate. [§]Dedicated Fund Manager for Overseas Investments.

Past performance may or may not be sustained in future and should not be used as a basis of comparison with other investments. The performance details provided above are of Growth Option under Regular Plan Different Plans i.e Regular Plan and Direct Plan under the scheme has different expense structure. Mr. Manish Lodha manages 10 schemes and Ms. Fatema Pacha manages 8 schemes each of Mahindra Manulife Mutual Fund. The performance data for the schemes which have not completed one year has not been provided.

Performance as on July 31, 2023

Note: ^{##}Pursuant to change in Fund Management Responsibilities, the scheme shall be co-managed by Mr. Manish Lodha, Mr. Renjith Sivaram, Mr. Rahul Pal and Mr. Kush Sonigara (Dedicated Fund Manager for Overseas Investments) effective July 3, 2023.

Disclaimer: Readers of this material should rely on information / data arising out of their own investigations and advised to seek independent professional advice and arrive at an informed decision before making any investments. Neither Mahindra Manulife Investment Management Private Limited nor Mahindra Manulife Trustee Private Limited, its directors or associates shall be liable for any damages that may arise from the use of the information contained herein.

Get in Touch: Sadhana House, 1st Floor, 570, P.B. Marg, Worli, Mumbai - 400 018, India. Phone: +91-22-66327900, Fax: +91-22-66327932, Toll Free No.: 1800 419 6244 Website: www.mahindramanulife.com

Mutual Fund investments are subject to market risks, read all scheme related documents carefully.