

Distributed by:

It takes skill to **SPOT DIAMONDS**

MAHINDRA MANULIFE FOCUSED FUND

(An open ended equity scheme investing in maximum 30 stocks across market caps (i.e Multi Cap))

July 31, 2023

Why invest in this Scheme ?



Selection of the next potential winners through the GCMV process#



High conviction focused portfolio with strong risk management processes



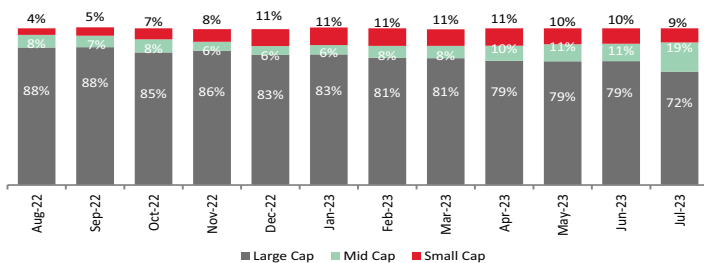
Potential to generate relatively better risk adjusted returns

GCMV is an internal process framework to optimize stock selection based on growth, cashflow, management and valuation

Scheme Positioning

- A high conviction diversified portfolio of companies that could benefit from emerging opportunities in the domestic scenario.
- A flexi cap, multi sector approach of selecting around 30 stocks with potential medium to long term growth runway.

12 Month Market Capitalization Trend (% to Equity Holdings)

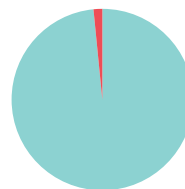


As per the Market Capitalization data provided by AMFI (In line with the applicable SEBI guidelines)

Portfolio Update for the Month

- Key Overweight sector/Industries includes Construction Materials, Media & Entertainment and Power sector vs the Scheme's Benchmark
- Key Underweights sectors /Industries includes Consumer Durables, Consumer Services and FMCG vs the Scheme's Benchmark
- Portfolio has added some weight to small caps where valuations have turned favorable and then are catalysts for outperformance

Asset Allocation (%)



- 98.05% - Equity Holdings
- 1.95% - Cash & Other Receivables

Data as on July 31, 2023

Top 5 Sectors of the scheme (% to Net Assets)

Sector	MMFF	NSE 500 Index TRI
Financial Services	28.33%	31.83%
Information Technology	9.99%	9.88%
Oil Gas & Consumable Fuels	8.97%	8.96%
Automobile And Auto Components	7.56%	6.20%
Fast Moving Consumer Goods	7.47%	8.36%

Data as on July 31, 2023

IDCW History

Record Date	Plan(s) / Option(s)	IDCW (Rs. per unit)	Face Value (Rs. per unit)	Cum-IDCW NAV (Rs. per unit)
17-Sep-21	Regular IDCW	0.50	10	14.3445
17-Sep-21	Direct IDCW	0.50	10	14.5929
17-Mar-22	Regular IDCW	0.80	10	13.3891
17-Mar-22	Direct IDCW	0.80	10	13.7911
27-Feb-23	Regular IDCW	1.00	10	13.9407
27-Feb-23	Direct IDCW	1.00	10	14.6660

Pursuant to payment of IDCW, the NAV of the IDCW Option(s) of the Scheme/Plan(s) falls to the extent of payout and statutory levy, if any. Past performance may or may not be sustained in future and should not be used as a basis for comparison with other investments. For complete list of IDCWs, visit www.mahindramanulife.com. IDCW: Income Distribution cum Capital Withdrawal.

Top 10 Equity Holdings (as on July 31, 2023)

Security	% to Net Assets
HDFC Bank Limited	8.79%
ICICI Bank Limited	7.83%
State Bank of India	7.03%
Reliance Industries Limited	6.68%
Infosys Limited	5.30%
Grasim Industries Limited	4.33%
NTPC Limited	4.10%
Power Finance Corporation Limited	3.99%
Larsen & Toubro Limited	3.51%
Maruti Suzuki India Limited	3.33%
Total	54.89%

Portfolio Stats

Turnover Ratio (Last 1 year) 0.63

Scheme Details

Investment Objective:

The investment objective of the scheme is to generate long term capital appreciation by investing in a concentrated portfolio of equity & equity related instruments of maximum 30 companies across market capitalisation. However, there can be no assurance that the investment objective of the Scheme will be achieved.

Fund Manager:

Mr Krishna Sanghavi

Total Experience: 27 years | **Experience in managing this fund:** 2 years and 8 months (Managing since November 17, 2020)

Ms. Fatema Pacha

Total Experience: 18 years | **Experience in managing this fund:** 2 years and 7 months (Managing since December 21, 2020)

Date of allotment: November 17, 2020

Benchmark: NSE 500 Index TRI

Option: IDCW (IDCW Option will have IDCW Reinvestment (D) & IDCW Payout facility) and Growth (D)

D-Default

Minimum Application Amount: Rs. 1,000/- and in multiples of Re.1/- thereafter

Minimum Redemption/Switch-Out Amount: Rs. 1,000/- or 100 units or account balance, whichever is lower

Minimum Weekly & Monthly SIP Amount: Rs 500 and in multiples of Re. 1/- thereafter

Minimum Weekly & Monthly SIP Installments: 6

Minimum Quarterly SIP Amount: Rs 1,500 and in multiples of Re. 1/- thereafter

Minimum Quarterly SIP installments: 4

Monthly AAUM as on July 31, 2023 (Rs. in Cr.): 797.02

Monthly AUM as on July 31, 2023 (Rs. in Cr.): 824.56

Entry Load: Not applicable

Exit Load: •An Exit Load of 1% is payable if Units are redeemed / switched-out upto 3 months from the date of allotment;

• Nil if Units are redeemed / switched-out after 3 months from the date of allotment.

Note: The Exit Load structure of the scheme has been modified with effect from July 3, 2023

Scheme Performance (as on July 31, 2023)

Mahindra Manulife Focused Fund	CAGR Returns (%)		Value of Investment of ₹ 10,000*		NAV / Index Value (as on July 31, 2023)
	1 Year	Since Inception	1 Year (₹)	Since Inception	
Regular Plan - Growth Option	21.55	24.97	12,168	18,259	18.2587
NSE 500 TRI [^]	17.25	20.84	11,735	16,677	26,612.52
Nifty 50 TRI ^{^^}	16.18	18.55	11,628	15,834	28,910.43

[^]Benchmark ^{^^}Additional Benchmark. Inception/Allotment date: 17-Nov-20. **Past performance may or may not be sustained in future and should not be used as a basis of comparison with other investments.** Since inception returns of the scheme is calculated on face value of Rs. 10 invested at inception. The performance details provided above are of Growth Option under Regular Plan. Different Plans i.e Regular Plan and Direct Plan under the scheme has different expense structure. *Based on standard investment of Rs. 10,000 made at the beginning of the relevant period. Ms. Fatema Pacha is managing this scheme since December 21, 2020

SIP Performance (as on July 31, 2023)

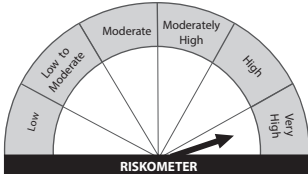
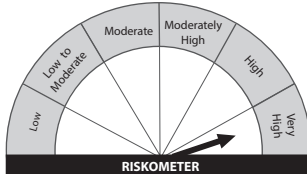
SIP Investment Period	Total Amount Invested (₹)	Regular Plan		NSE 500 TRI [^]		Nifty 50 TRI ^{^^}	
		Market Value (₹)	CAGR Returns (%)	Market Value (₹)	CAGR Returns (%)	Market Value (₹)	CAGR Returns (%)
1 Year	1,20,000	1,36,556	26.68	1,34,777	23.72	1,33,068	20.90
Since Inception	3,20,000	4,07,948	18.63	3,92,284	15.50	3,86,685	14.36

[^]Benchmark ^{^^}Additional Benchmark. CAGR - Compounded Annual Growth Rate. Inception/Allotment date: 17-Nov-20. **Past performance may or may not be sustained in future and should not be used as a basis of comparison with other investments.** Returns greater than 1 year period are compounded annualized. For SIP returns, monthly investment of equal amounts invested on the 1st business day of every month has been considered. CAGR Returns (%) are computed after accounting for the cash flow by using the XIRR method (investment internal rate of return).

Distributed by:

Disclaimer: Readers of this material should rely on information / data arising out of their own investigations and advised to seek independent professional advice and arrive at an informed decision before making any investments. Neither Mahindra Manulife Investment Management Private Limited nor Mahindra Manulife Trustee Private Limited, its directors or associates shall be liable for any damages that may arise from the use of the information contained herein.

Get in Touch: Sadhana House, 1st Floor, 570, P.B. Marg, Worli, Mumbai - 400 018, India.
Phone: +91-22-66327900, Fax: +91-22-66327932
Toll Free No.: 1800 419 6244 Website: www.mahindramanulife.com

Scheme Name	This Product is Suitable for investors who are seeking*	Scheme Riskometer	Scheme Benchmark	Benchmark Riskometer
Mahindra Manulife Focused Fund	<ul style="list-style-type: none"> Long term capital appreciation; Investment in equity and equity related instruments in concentrated portfolio of maximum 30 stocks across market capitalization. 	 <p>RISKOMETER</p> <p>Investors understand that their principal will be at very high risk</p>	NSE 500 Index TRI	 <p>RISKOMETER</p>

*Investors should consult their financial advisers if in doubt about whether the product is suitable for them.

Mutual Fund investments are subject to market risks, read all scheme related documents carefully.

Performance of other schemes managed by the Fund Manager(s)

Scheme Name	Scheme Inception Date	Fund Manager(s)	Managing since	CAGR Returns (%)		
				1 yr	3 yrs	5 yrs
Mahindra Manulife ELSS Fund - Reg - Growth	18-Oct-16	Ms. Fatema Pacha	16-Oct-20	17.44	26.26	12.97
		Mr. Manish Lodha	21-Dec-20			
Nifty 500 Index TRI ^A				17.25	24.91	13.29
Mahindra Manulife Multi Cap Fund - Reg - Growth	11-May-17	Mr. Manish Lodha	21-Dec-20	22.71	29.76	17.05
		Ms. Fatema Pacha	16-Oct-20			
Nifty 500 Multicap 50:25:25 TRI Index ^A				21.21	29.60	14.39
Mahindra Manulife Consumption Fund - Reg - Growth	13-Nov-18	Mr. Abhinav Khandelwal	1-Apr-22	16.62	22.57	-
		Ms. Fatema Pacha	21-Dec-20			
Nifty India Consumption TRI ^A				12.70	20.78	-
Mahindra Manulife Equity Savings Fund - Reg - Growth	01-Feb-17	Mr. Manish Lodha (Equity Portion)	21-Dec-20	10.24	12.88	9.15
		Mr. Renjith Sivaram (Equity Portion) ^{##}	03-Jul-23			
		Mr. Kush Sonigara ^{5##}	03-Jul-23			
		Mr. Rahul Pal (Debt Portion)	Since inception			
Nifty Equity Savings Index TRI ^A				10.07	11.13	8.87
Mahindra Manulife Aggressive Hybrid Fund - Reg - Growth	19-July-19	Ms. Fatema Pacha (Equity Portion)	16-Oct-20	16.71	22.24	-
		Mr. Manish Lodha (Equity Portion)	21-Dec-20			
		Mr. Rahul Pal (Debt Portion)	Since inception			
CRISIL Hybrid 35+65 Aggressive Index ^A				13.24	17.11	-
Mahindra Manulife Large Cap Fund - Reg - Growth	15-Mar-19	Mr. Abhinav Khandelwal	1-Mar-22	15.25	21.67	-
		Ms. Fatema Pacha	21-Dec-20			
Nifty 100 Index TRI ^A				14.08	21.95	-
Mahindra Manulife Flexi Cap Fund - Reg - Growth	23-Aug-21	Ms. Fatema Pacha	Since inception	19.72	-	-
		Mr. Manish Lodha				
Nifty 500 TRI ^A				17.25	-	-
Mahindra Manulife Balanced Advantage Fund	30-Dec-21	Mr. Manish Lodha (Equity Portion)	Since inception	12.75	-	-
		Ms. Fatema Pacha (Equity Portion)				
		Mr. Rahul Pal (Debt Portion)				
Nifty 50 Hybrid Composite Debt 50: 50 Index ^A				11.94	-	-

^ABenchmark CAGR - Compounded Annual Growth Rate. ⁵Dedicated Fund Manager for Overseas Investments.

Past performance may or may not be sustained in future and should not be used as a basis of comparison with other investments. The performance details provided above are of Growth Option under Regular Plan Different Plans i.e Regular Plan and Direct Plan under the scheme has different expense structure. Mr. Krishna Sanghavi manages 1 scheme and Ms. Fatema Pacha manages 8 schemes of Mahindra Manulife Mutual Fund. The performance data for the schemes which have not completed one year has not been provided. Performance as on July 31, 2023

Note: ^{##}Pursuant to change in Fund Management Responsibilities, the scheme shall be co-managed by Mr. Manish Lodha, Mr. Renjith Sivaram, Mr. Rahul Pal and Mr. Kush Sonigara (Dedicated Fund Manager for Overseas Investments)effective July 3, 2023.

Disclaimer : Readers of this material should rely on information / data arising out of their own investigations and advised to seek independent professional advice and arrive at an informed decision before making any investments. Neither Mahindra Manulife Investment Management Private Limited nor Mahindra Manulife Trustee Private Limited, its directors or associates shall be liable for any damages that may arise from the use of the information contained herein.

Get in Touch: Sadhana House, 1st Floor, 570, P.B. Marg, Worli, Mumbai - 400 018, India. Phone: +91-22-66327900, Fax: +91-22-66327932, Toll Free No.: 1800 419 6244 Website: www.mahindramanulife.com

Mutual Fund investments are subject to market risks, read all scheme related documents carefully.