

Distributed by:

Experience the Freedom to Invest Across Market Caps

Mahindra Manulife Flexi Cap Fund

(An open ended dynamic equity scheme investing across large cap, mid cap, small cap stocks)

July 31, 2023

Why invest in this Scheme ?



Flexibility to invest in opportunities across market capitalization



Bottom up stock selection process



Active allocation across Market capitalization based on macro-economic indicators, policy environment, valuations, market conditions



Top down approach to select sectors

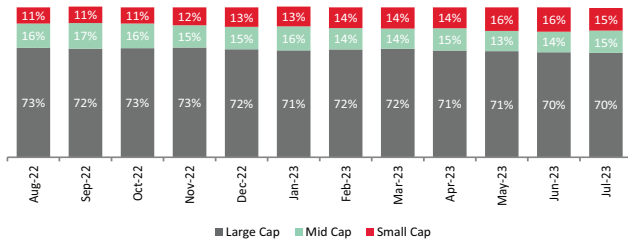


Management through diversification of holdings and disciplined approach to monitor individual stock position based on market capitalization

Scheme Strategy

The Scheme follows top down sector allocation and bottom up stock selection ideas that may benefit based on health of economy. Allocation across marketcaps is a function of economic outlook, domestic liquidity and stage of market cycle. Focus will be on high quality, growth focused companies available at reasonable valuations.

12 Month Market Capitalization Trend (% to Equity Holdings)



As per the Market Capitalization data provided by AMFI (In line with the applicable SEBI guidelines)

Top 5 Sectors of the scheme (% to Net Assets)

Sector	MMFCF	Nifty 500 Index TRI
Financial Services	32.65%	31.83%
Information Technology	9.86%	9.88%
Capital Goods	7.34%	4.49%
Consumer Durables	6.42%	3.56%
Automobile And Auto Components	6.34%	6.20%

Data as on July 31, 2023

Significant Portfolio changes of the Current Month

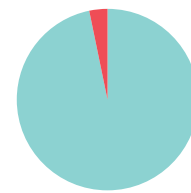
Fresh Additions	Complete Exits
Security	Security
Alambic Pharmaceuticals Limited	Kirloskar Oil Engines Limited
Graphite India Limited	NLC India Limited
Lupin Limited	
Shree Cement Limited	

Note: The companies/stock(s) referred above are only for the purpose of disclosure of significant portfolio changes during the month and should not be construed as recommendation to buy/sell/hold. The fund manager may or may not choose to hold these companies/stocks, from time to time. Investors are requested to consult their financial, tax and other advisors before taking any investment decision(s). Data as on July 31, 2023

Portfolio Update for the Month

- Key Overweight sector/Industries includes Banks, Capital Goods and Consumer Durables sector vs the Scheme's Benchmark.
- Key Underweights sectors /Industries includes Oil & Gas, FMCG and Telecom vs the Scheme's Benchmark
- Portfolio is gradually shifting to small caps where the earnings have triggers and valuations comfortable

Asset Allocation (%)



- 96.52% - Equity Holdings
- 3.48% - Cash & Other Receivables

Data as on July 31, 2023

Portfolio Stats

Turnover Ratio (Last 1 year) 0.69

Top 10 Equity Holdings (as on July 31, 2023)

Security	% to Net Assets
HDFC Bank Limited	8.72%
ICICI Bank Limited	7.58%
Infosys Limited	5.66%
Reliance Industries Limited	5.39%
Tata Consultancy Services Limited	3.53%
Larsen & Toubro Limited	3.15%
Axis Bank Limited	2.99%
State Bank of India	2.96%
Bajaj Finance Limited	2.76%
Hindustan Unilever Limited	2.73%
Total	45.48%

Investment Objective:

The investment objective of the Scheme is to generate long term capital appreciation by investing in a diversified portfolio of equity and equity-related securities across market capitalization. However, there can be no assurance that the investment objective of the Scheme will be achieved.

Fund Manager:

Ms. Fatema Pacha

Total Experience: 18 years

Experience in managing this fund: 1 year and 11 months (Managing since August 23, 2021)

Mr. Manish Lodha

Total Experience: 23 years

Experience in managing this fund: 1 year and 11 months (Managing since August 23, 2021)

Date of allotment: August 23, 2021

Benchmark: Nifty 500 Index TRI

Options: Growth; IDCW

IDCW Sub-options: IDCW Reinvestment & IDCW Payout

Minimum Application Amount: Rs. 1,000/- and in multiples of Re.1/- thereafter

Minimum Redemption/Switch-Out Amount: Rs. 1,000/- or 100 units or account balance, whichever is lower

Minimum Weekly & Monthly SIP Amount: Rs 500 and in multiples of Re. 1 /- thereafter

Minimum Weekly & Monthly SIP Installments: 6

Minimum Quarterly SIP Amount: Rs 1,500 and in multiples of Re. 1/- thereafter

Minimum Quarterly SIP installments: 4

Monthly AAUM as on July 31, 2023 (Rs. in Cr.): 1,014.01

Monthly AUM as on July 31, 2023 (Rs. in Cr.): 1,033.59

Entry Load: Not applicable

Exit Load: 0.1%*

• An Exit Load of 1% is payable if Units are redeemed / switched-out upto 3 months from the date of allotment;

• Nil if Units are redeemed / switched-out after 3 months from the date of allotment.

Note: The Exit Load structure of the scheme has been modified with effect from July 3, 2023

Scheme Performance (as on July 31, 2023)

Mahindra Manulife Flexi Cap Fund	CAGR Returns (%)		Value of Investment of ₹ 10,000*		NAV / Index Value (as on July 31, 2023)
	1 Year	Since Inception	1 Year (₹)	Since Inception	
Regular Plan - Growth Option	19.72	9.98	11,984	12,023	12.0228
Nifty 500 TRI [^]	17.25	12.19	11,735	12,496	26,612.52
Nifty 50 TRI ^{^^}	16.18	11.01	11,628	12,242	28,910.43

[^]Benchmark ^{^^}Additional Benchmark. Inception/Allotment date: 23-Aug-21. **Past performance may or may not be sustained in future and should not be used as a basis of comparison with other investments.** Since inception returns of the scheme is calculated on face value of Rs. 10 invested at inception. The performance details provided above are of Growth Option under Regular Plan. Different Plans i.e Regular Plan and Direct Plan under the scheme has different expense structure. *Based on standard investment of Rs. 10,000 made at the beginning of the relevant period.

SIP Performance (as on July 31, 2023)

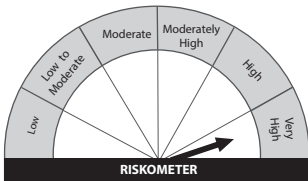
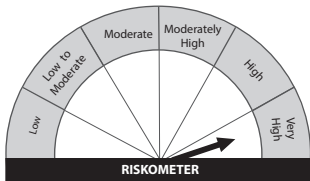
SIP Investment Period	Total Amount Invested (₹)	Regular Plan		Nifty 500 TRI Index [^]		Nifty 50 Index TRI ^{^^}	
		Market Value (₹)	CAGR Returns (%)	Market Value (₹)	CAGR Returns (%)	Market Value (₹)	CAGR Returns (%)
1 Year	1,20,000	1,37,871	28.88	1,34,777	23.72	1,33,068	20.90
Since Inception	2,40,000	2,82,555	16.66	2,77,155	14.59	2,74,326	13.51

[^]Benchmark ^{^^}Additional Benchmark. CAGR - Compounded Annual Growth Rate. Inception/Allotment date: 23-August-21. **Past performance may or may not be sustained in future and should not be used as a basis of comparison with other investments.** Returns greater than 1 year period are compounded annualized. For SIP returns, monthly investment of equal amounts invested on the 1st business day of every month has been considered. CAGR Returns (%) are computed after accounting for the cash flow by using the XIRR method (investment internal rate of return).

Distributed by:

Disclaimer : Readers of this material should rely on information / data arising out of their own investigations and advised to seek independent professional advice and arrive at an informed decision before making any investments. Neither Mahindra Manulife Investment Management Private Limited nor Mahindra Manulife Trustee Private Limited, its directors or associates shall be liable for any damages that may arise from the use of the information contained herein.

Get in Touch: Sadhana House, 1st Floor, 570, P.B. Marg, Worli, Mumbai - 400 018, India.
Phone: +91-22-66327900, Fax: +91-22-66327932
Toll Free No.: 1800 419 6244 Website: www.mahindramanulife.com

Scheme Name	This Product is Suitable for investors who are seeking*	Scheme Riskometer	Scheme Benchmark	Benchmark Riskometer
Mahindra Manulife Flexi Cap Fund	<ul style="list-style-type: none"> Long term capital appreciation. Investment in diversified portfolio of equity & equity related instruments across market capitalization 	 <p>RISKOMETER Investors understand that their principal will be at very high risk</p>	Nifty 500 Index TRI	 <p>RISKOMETER</p>

*Investors should consult their financial advisers if in doubt about whether the product is suitable for them.

Mutual Fund investments are subject to market risks, read all scheme related documents carefully.

Performance of other schemes managed by the Fund Manager(s)

Scheme Name	Scheme Inception Date	Fund Manager(s)	Managing since	CAGR Returns (%)		
				1 yr	3 yrs	5 yrs
Mahindra Manulife ELSS Fund - Reg - Growth	18-Oct-16	Ms. Fatema Pacha	16-Oct-20	17.44	26.26	12.97
		Mr. Manish Lodha	21-Dec-20			
Nifty 500 Index TRI [^]				17.25	24.91	13.29
Mahindra Manulife Multi Cap Fund - Reg - Growth	11-May-17	Mr. Manish Lodha	21-Dec-20	22.71	29.76	17.05
		Ms. Fatema Pacha	16-Oct-20			
Nifty 500 Multicap 50:25:25 TRI Index [^]				21.21	29.60	14.39
Mahindra Manulife Consumption Fund - Reg - Growth	13-Nov-18	Mr. Abhinav Khandelwal	1-Apr-22	16.62	22.57	-
		Ms. Fatema Pacha	21-Dec-20			
Nifty India Consumption TRI [^]				12.70	20.78	-
Mahindra Manulife Equity Savings Fund - Reg - Growth	01-Feb-17	Mr. Manish Lodha (Equity Portion)	21-Dec-20	10.24	12.88	9.15
		Mr. Renjith Sivaram (Equity Portion) ^{##}	03-Jul-23			
		Mr. Kush Sonigara ^{5##}	03-Jul-23			
		Mr. Rahul Pal (Debt Portion)	Since inception			
Nifty Equity Savings Index TRI [^]				10.07	11.13	8.87
Mahindra Manulife Mid Cap Fund - Reg - Growth	30-Jan-18	Mr. Abhinav Khandelwal	1-Feb-22	25.57	31.77	16.90
		Mr. Manish Lodha	21-Dec-20			
Nifty Midcap 150 TRI [^]				26.98	35.20	17.24
Mahindra Manulife Aggressive Hybrid Fund - Reg - Growth	19-July-19	Ms. Fatema Pacha (Equity Portion)	16-Oct-20	16.71	22.24	-
		Mr. Manish Lodha (Equity Portion)	21-Dec-20			
		Mr. Rahul Pal (Debt Portion)	Since inception			
CRISIL Hybrid 35+65 Aggressive Index [^]				13.24	17.11	-
Mahindra Manulife Large Cap Fund - Reg - Growth	15-Mar-19	Mr. Abhinav Khandelwal	1-Mar-22	15.25	21.67	-
		Ms. Fatema Pacha	21-Dec-20			
Nifty 100 Index TRI [^]				14.08	21.95	-
Mahindra Manulife Large & Mid Cap Fund - Reg - Growth	30-Dec-19	Mr. Manish Lodha	21-Dec-20	19.47	28.02	-
		Mr. Abhinav Khandelwal	1-Feb-22			
NIFTY Large Midcap 250 TRI [^]				20.49	28.53	-
Mahindra Manulife Arbitrage Fund - Reg - Growth	24-Aug-20	Mr. Abhinav Khandelwal (Equity Portion)	1-Apr-22	4.95	-	-
		Mr. Manish Lodha (Equity Portion)	21-Dec-20			
		Mr. Rahul Pal (Debt Portion)	Since inception			
Nifty 50 Arbitrage Index [^]				6.77	-	-
Mahindra Manulife Focused Fund - Reg - Growth	17-Nov-20	Mr. Krishna Sanghavi	Since inception	21.55	-	-
		Ms. Fatema Pacha	21-Dec-20			
NSE 500 Index TRI [^]				17.25	-	-
Mahindra Manulife Balanced Advantage Fund	30-Dec-21	Mr. Manish Lodha (Equity Portion)	Since inception	12.75	-	-
		Ms. Fatema Pacha (Equity Portion)				
		Mr. Rahul Pal (Debt Portion)				
Nifty 50 Hybrid Composite Debt 50: 50 Index [^]				11.94	-	-

[^]Benchmark CAGR - Compounded Annual Growth Rate. ⁵Dedicated Fund Manager for Overseas Investments.

Past performance may or may not be sustained in future and should not be used as a basis of comparison with other investments. The performance details provided above are of Growth Option under Regular Plan Different Plans i.e Regular Plan and Direct Plan under the scheme has different expense structure. Mr. Manish Lodha manage 10 schemes and Ms. Fatema Pacha manage 8 schemes each of Mahindra Manulife Mutual Fund. The performance data for the schemes which have not completed one year has not been provided.

Performance as on July 31, 2023

Note: ^{##}Pursuant to change in Fund Management Responsibilities, the scheme shall be co-managed by Mr. Manish Lodha, Mr. Renjith Sivaram, Mr. Rahul Pal and Mr. Kush Sonigara (Dedicated Fund Manager for Overseas Investments)effective July 3, 2023.

Disclaimer : Readers of this material should rely on information / data arising out of their own investigations and advised to seek independent professional advice and arrive at an informed decision before making any investments. Neither Mahindra Manulife Investment Management Private Limited nor Mahindra Manulife Trustee Private Limited, its directors or associates shall be liable for any damages that may arise from the use of the information contained herein.

Get in Touch: Sadhana House, 1st Floor, 570, P.B. Marg, Worli, Mumbai - 400 018, India. Phone: +91-22-66327900, Fax: +91-22-66327932, Toll Free No.: 1800 419 6244 Website: www.mahindramanulife.com

Mutual Fund investments are subject to market risks, read all scheme related documents carefully.