

Distributed by:

Mahindra Manulife Low Duration Fund

An open ended low duration debt scheme investing in instruments such that the Macaulay duration of the Portfolio is between 6 months and 12 months (please refer to page no. 33 of SID). A relatively low interest rate risk and moderate credit risk.

mahindra
Manulife

MUTUAL
FUND

One Pager

August, 2023

IS YOUR MONEY HEADED TOWARDS THE RIGHT DESTINATION?



WHY INVEST IN THIS SCHEME ?

1

Suitability: An alternative to savings/ current bank accounts to park short-term surplus money.

2

Convenience: Zero load, zero lock-in means redemptions are always possible at no additional cost.

3

Transparency: Regular monthly factsheets highlight allocation of funds and performance of the scheme

Scheme Positioning

- Play accrual strategy
- Limited duration play with tactical position
- Invest in good quality debt and money market instruments

Asset Allocation & Other Details

Under normal circumstances the asset allocation pattern will be:

Instruments	Indicative Allocation (%of net assets)		Risk Profile
	Minimum	Maximum	
Money Market & Debt instruments*	0%	100%	Low to Moderate
Units issued by REITs and InvITs	0%	10%	Moderately High

*Includes securitized debt up to 30% of the net assets of the Scheme
For complete details on asset allocation for the scheme please refer SID available on www.mahindramanulife.com or visit the nearest Investor Service Centre

Portfolio Update For the Month

- The Residual maturity is around 555 days
- The Annualised Portfolio YTM of the portfolio has increased to 7.54%
- With our view on Gsec possibly offering better opportunities than Bonds, we derive around 30% of our duration through Gsecs in this fund

Fund Manager: Mr. Rahul Pal

Total Experience : 22 years

Experience in managing this fund: 6 years and 7 months (managing since February 15, 2017)

Benchmark: CRISIL Low Duration Debt B-I Index

Entry Load: N.A.

Exit Load: Nil

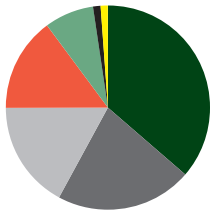
Note: The data/statistics given above are to explain general market trends in the securities market, it should not be construed as any research report/ research recommendation.

Portfolio Information

Current Month August 31, 2023		Previous Month July 31, 2023	
AUM (Rs. In Crore)	429.30	AUM (Rs. In Crore)	417.03
Monthly AAUM (Rs. In Crore)	423.49	Monthly AAUM (Rs. In Crore)	416.44
Annualised Portfolio YTM*	7.54%	Annualised Portfolio YTM*	7.48%
Macaulay Duration (days)	261.56	Macaulay Duration (days)	299.50
Modified Duration	0.69	Modified Duration	0.78
Residual Maturity (days)	554.96	Residual Maturity (days)	599.70

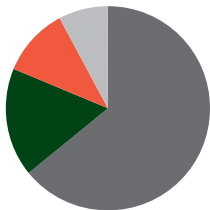
*In case of semi annual YTM, it will be annualised

Asset Allocation (%)



- 36.35 - Corporate Bond
- 21.58 - Commercial Paper
- 17.04 - Certificate of Deposit
- 14.87 - Government Bond
- 7.83 - Cash & Cash Equivalents*
- 1.18 - State Government Bond
- 1.15 - Treasury Bill

Rating Profile (%)



- 64.09 - AAA/A1+
- 17.20 - Sovereign
- 10.88 - AA+
- 7.83 - Cash & Cash Equivalents*

*Cash & Cash Equivalents includes Fixed Deposits, Cash & Current Assets and TREPS.
Data as on August 31, 2023

Top 10 Debt Holdings

Current Month August 31, 2023		Previous Month July 31, 2023	
Security	% to Net Assets	Security	% to Net Assets
Axis Bank Limited (CRISIL A1+ rated CD)	5.67%	Axis Bank Limited (CRISIL A1+ rated CD)	5.80%
4.7% GOI FRB (MD 22/09/2033) (SOV)	4.73%	4.7% GOI FRB (MD 22/09/2033) (SOV)	4.84%
REC Limited (CRISIL AAA rated CB)	4.65%	REC Limited (CRISIL AAA rated CB)	4.79%
360 One WAM Limited (ICRA A1+ rated CP)	4.64%	360 One WAM Limited (ICRA A1+ rated CP)	4.75%
National Bank For Agriculture and Rural Development (CRISIL AAA / ICRA AAA rated CB)	4.61%	National Bank For Agriculture and Rural Development (CRISIL AAA / ICRA AAA rated CB)	4.75%
Indian Oil Corporation Limited (CRISIL AAA rated CB)	4.61%	Indian Oil Corporation Limited (CRISIL AAA rated CB)	4.74%
ICICI Bank Limited (ICRA A1+ rated CD)	4.57%	ICICI Bank Limited (ICRA A1+ rated CD)	4.68%
Embassy Office Parks REIT (CRISIL AAA rated CB)	3.48%	Embassy Office Parks REIT (CRISIL AAA rated CB)	3.59%
Small Industries Dev Bank of India (ICRA AAA rated CB)	3.48%	Small Industries Dev Bank of India (ICRA AAA rated CB)	3.59%
Piramal Enterprises Limited (CRISIL A1+ rated CP)	3.48%	Nuvama Wealth Finance Limited (CRISIL A1+ rated CP)	3.57%
Total	43.93%	Total	45.10%

CP - Commercial Paper, CD - Certificate of Deposit, CB - Corporate Bond, SOV- Sovereign

Significant Portfolio Changes Of The Current Month

Fresh additions	Complete exits
Security	Security
Export Import Bank of India (CP)	HDFC Bank Limited (CB)
Motilal Oswal Financial Services Limited (CP)	HDFC Bank Limited (CD)
Shriram Finance Limited (CB)	Nuvama Wealth Finance Limited (CP)

CP - Commercial Paper, CD - Certificate of Deposit, CB - Corporate Bond, SOV- Sovereign

Note: The companies/stock(s) referred above are only for the purpose of disclosure of significant portfolio changes during the month and should not be construed as recommendation to buy/sell/ hold. The fund manager may or may not choose to hold these companies/stocks, from time to time. Investors are requested to consult their financial, tax and other advisors before taking any investment decision(s).

Easy Systematic Plans

Systematic Investment Plan	<p>With this you can</p> <ul style="list-style-type: none"> • Build corpus in the long term • Take advantage of rupee cost averaging • Experience the power of compounding even on small investments <p>Choice of frequencies</p> <ul style="list-style-type: none"> • Weekly • Monthly • Quarterly 	<p>Choice of dates</p> <p>Any date of your choice</p> <p>Minimum amounts / instalments</p> <ul style="list-style-type: none"> • 6 instalments of ₹ 500 each under weekly frequency • 6 instalments of ₹ 500 each under monthly frequency • 4 instalments of ₹ 1500 each under quarterly frequency
Systematic Transfer Plan	<p>With this you can</p> <ul style="list-style-type: none"> • Take measured exposure into a new asset class • Rebalance your portfolio <p>Choice of frequencies</p> <ul style="list-style-type: none"> • Daily • Weekly • Monthly • Quarterly 	<p>Choice of dates</p> <p>Any date^A of your choice</p> <p>Minimum amounts / instalments</p> <ul style="list-style-type: none"> • 6 instalments of ₹500 each under daily, weekly and monthly frequency • 4 instalments of ₹1500 each under quarterly frequency
Systematic withdrawal Plan	<p>With this you can</p> <ul style="list-style-type: none"> • Meet regular expenses 	<p>Choice of dates</p> <p>Any date of your choice</p>

^ASTP can be registered for any date under the monthly and quarterly frequencies and for any business day under the weekly frequency.

Scheme Performance (as on August 31, 2023)

Mahindra Manulife Low Duration Fund

Managed by Rahul Pal	CAGR Returns (%)				Value of Investment of ₹ 10,000*				NAV / Index Value (as on August 31, 2023)
	1 Year	3 Years	5 Years	Since Inception	1 Year (₹)	3 Years(₹)	5 Years(₹)	Since Inception (₹)	
Regular Plan - Growth Option	6.26	4.32	5.61	5.73	10,628	11,354	13,141	14,397	1,439.6883
CRISIL Low Duration Debt B-I Index [^]	7.32	5.39	6.37	6.50	10,734	11,706	13,618	15,100	7,029.92
CRISIL 1 Year T-Bill ^{^^}	6.39	4.49	5.71	5.73	10,641	11,408	13,205	14,398	6,813.44

[^]Benchmark ^{^^}Additional Benchmark. CAGR - Compounded Annual Growth Rate. Inception/Allotment date: 15-Feb-17.

Past performance may or may not be sustained in future and should not be used as a basis of comparison with other investments. Since inception returns of the scheme is calculated on face value of Rs. 1,000 invested at inception. The performance details provided above are of Growth Option under Regular Plan. Different Plans i.e Regular Plan and Direct Plan under the scheme has different expense structure. *Based on standard investment of Rs. 10,000 made at the beginning of the relevant period.

Performance of other schemes managed by the Fund Manager(s) (as on August 31, 2023)

Scheme Name	Scheme Inception Date	Fund Manager(s)	Managing since	CAGR Returns (%)		
				1 yr	3 yrs	5 yrs
Mahindra Manulife Equity Savings Fund - Reg - Growth	01-Feb-17	Mr. Manish Lodha (Equity Portion)	21-Dec-20	8.73	12.73	9.10
		Mr. Renjith Sivaram (Equity Portion)	03-Jul-23			
		Mr. Kush Sonigara [§]	03-Jul-23			
		Mr. Rahul Pal (Debt Portion)	Since inception			
Nifty Equity Savings Index TRI [^]				7.77	10.50	8.48
Mahindra Manulife Aggressive Hybrid Fund - Reg - Growth	19-July-19	Ms. Fatema Pacha (Equity Portion)	16-Oct-20	13.35	21.21	-
		Mr. Manish Lodha (Equity Portion)	21-Dec-20			
		Mr. Rahul Pal (Debt Portion)	Since inception			
CRISIL Hybrid 35+65 Aggressive Index [^]				8.76	16.12	-
Mahindra Manulife Liquid Fund - Reg - Growth	04-Jul-16	Mr Rahul Pal	Since inception	6.75	4.63	5.27
		Mr. Amit Garg	08-Jun-20			
CRISIL Liquid Debt B-I Index [^]				6.87	4.87	5.43
Mahindra Manulife Ultra Short Duration Fund - Reg - Growth	17-Oct-19	Mr Rahul Pal	Since inception	6.56	4.54	-
		Mr. Amit Garg	08-Jun-20			
CRISIL Ultra Short Duration Debt B-I Index [^]				7.35	5.38	-
Mahindra Manulife Overnight Fund - Reg - Growth	23-Jul-19	Mr Rahul Pal	Since inception	6.27	4.34	-
		Mr. Amit Garg	08-Jun-20			
CRISIL Liquid Overnight Index [^]				6.44	4.50	-
Mahindra Manulife Dynamic Bond Fund - Reg - Growth	20-Aug-18	Mr. Rahul Pal	Since inception	5.37	3.16	4.43
CRISIL Dynamic Bond B-III Index [^]				7.22	6.78	8.30
Mahindra Manulife Arbitrage Fund - Reg - Growth	24-Aug-20	Mr. Abhinav Khandelwal (Equity Portion)	1-Apr-22	5.24	3.55	-
		Mr. Manish Lodha (Equity Portion)	21-Dec-20			
		Mr. Rahul Pal (Debt Portion)	Since inception			
Nifty 50 Arbitrage Index [^]				6.99	4.85	-
Mahindra Manulife Short Duration Fund - Reg - Growth	23-Feb-21	Mr. Rahul Pal	Since inception	5.78	-	-
		Mr. Kush Sonigara [§]				
CRISIL Short Duration Debt B-II Index [^]				7.25	-	-
Mahindra Manulife Balanced Advantage Fund - Reg - Growth	30-Dec-21	Ms. Fatema Pacha (Equity Portion)	Since inception	11.44	-	-
		Mr. Manish Lodha (Equity Portion)				
		Mr. Rahul Pal (Debt Portion)				
Nifty 50 Hybrid Composite Debt 50: 50 Index [^]				8.27	-	-

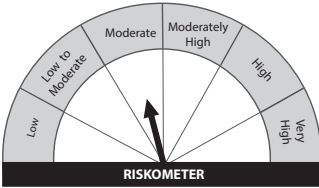
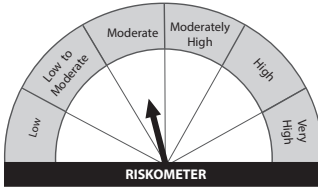
[^]Benchmark CAGR - Compounded Annual Growth Rate. [§]Dedicated Fund Manager for Overseas Investments

Past performance may or may not be sustained in future and should not be used as a basis of comparison with other investments. The performance details provided above are of Growth Option under Regular Plan Different Plans i.e Regular Plan and Direct Plan under the scheme has different expense structure. Mr. Rahul Pal manages 10 schemes of Mahindra Manulife Mutual Fund. The performance data for the schemes which have not completed one year has not been provided.

Potential Risk Class Matrix for Debt scheme(s) of the fund

Pursuant to Clause 17.5 of the SEBI Master Circular SEBI/HO/IMD/IMD-PoD-1/P/CIR/2023/74 dated May 19, 2023 Potential Risk Class ('PRC') Matrix for debt schemes based on Interest Rate Risk and Credit Risk is as follows:

Potential Risk Class Matrix (Maximum risk the Scheme can take)			
Credit Risk →	Relatively Low (Class A)	Moderate (Class B)	Relatively High (Class C)
Interest Rate Risk↙			
Relatively Low (Class I)		B-I	
Moderate(Class II)			
RelativelyHigh (Class III)			

Scheme Name	This Product is Suitable for investors who are seeking*	Scheme Riskometer	Scheme Benchmark	Benchmark Riskometer
Mahindra Manulife Low Duration Fund	<ul style="list-style-type: none"> Regular Income over short term. Investment in debt and money market instruments. <p>*Investors should consult their financial advisers if in doubt about whether the product is suitable for them.</p>	 <p>RISKOMETER Investors understand that their principal will be at moderate risk</p>	CRISIL Low Duration Debt B-I Index	 <p>RISKOMETER</p>

Disclaimer : Readers of this material should rely on information / data arising out of their own investigations and advised to seek independent professional advice and arrive at an informed decision before making any investments. Neither Mahindra Manulife Investment Management Private Limited nor Mahindra Manulife Trustee Private Limited, its directors or associates shall be liable for any damages that may arise from the use of the information contained herein.

Get in Touch: Unit No. 204, 2nd Floor, Amity Building, Piramal Agastya Corporate Park, LBS Road, Kamani Junction, Kurla (W), Mumbai - 400 070. Phone: +91-22-66327900, Fax: +91-22-66327932 Toll Free No.: 1800 419 6244 Website: www.mahindramanulife.com

Mutual Fund investments are subject to market risks, read all scheme related documents carefully.