

Distributed by:

TAX EFFICIENT IN
COMPARISON
TO LIQUID/
DEBT FUNDS*



RELATIVELY LOWER RISK
IN COMPARISON TO
OTHER EQUITY/
HYBRID FUNDS

Mahindra Manulife Arbitrage Fund

(An open ended scheme investing in
arbitrage opportunities)

BENEFIT FROM THE PRICE
DIFFERENCE BETWEEN MARKETS

*PLEASE CONSULT YOUR TAX ADVISOR BEFORE INVESTING.

August 31, 2023

Why invest in this Scheme ?



Relatively lower risk as arbitrage strategy focuses on **protecting downside risk** by capturing market spreads



Better **tax efficiency** on returns compared to short term debt funds

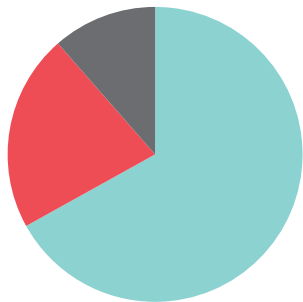


One of the **least volatile hybrid schemes** that is suitable for investment across market cycles

Scheme Positioning

- Will take tactical hedging calls while maintaining liquidity.
- Will be agnostic to sector and market cap.

Asset Allocation (%)



- 66.94% - Fully Hedged Equity
- 21.62% - Mutual Fund Units#
- 11.45% - Cash & Cash Equivalent

Data as on August 31, 2023

#Mutual Fund units as provided above is towards margin for derivatives positions.

Top 5 Sectors of the scheme[^] (% to Net Assets)

Sector	MMAF	Nifty 50 Arbitrage Index TRI
Financial Services	20.93%	37.00%
Construction	7.29%	3.84%
Telecommunication	6.63%	2.52%
Power	6.38%	2.21%
Oil Gas & Consumable Fuels	6.31%	11.35%

[^]For the equity portion

Data as on August 31, 2023

Top 10 Equity Holdings* (as on August 31, 2023)

Security	% of Net Assets
HDFC Life Insurance Company Limited	7.59%
Larsen & Toubro Limited	7.29%
ICICI Bank Limited	6.90%
Indus Towers Limited	6.63%
Tata Power Company Limited	6.38%
Hindustan Petroleum Corporation Limited	6.31%
Adani Ports and Special Economic Zone Limited	6.24%
Tata Steel Limited	5.21%
Maruti Suzuki India Limited	4.71%
Kotak Mahindra Bank Limited	4.22%
Total	61.50%

*Fully Hedged equity

Portfolio Information

Annualised Portfolio YTM ^{+1^A}	6.58% ³
Macaulay Duration ^A	1.00 days ³
Modified Duration ^A	0.003 ³
Residual Maturity ^A	1.00 days ³
Portfolio Turnover Ratio (Last 1 year)	8.33
As on (Date)	August 31, 2023

¹In case of semi annual YTM, it will be annualised

^AFor debt component

²Yield to maturity should not be construed as minimum return offered by the Scheme.

³Calculated on amount invested in debt securities (including accrued interest), deployment of funds in TREPS and Reverse Repo and net receivable / payable. Data as on August 31, 2023

Scheme Details

Investment Objective:

The investment objective of the Scheme is to generate income by predominantly investing in arbitrage opportunities in the cash and derivatives segment of the equity market and the arbitrage opportunities available within the derivative segment and by investing the balance in debt and money market instruments. However, there can be no assurance that the investment objective of the Scheme will be achieved.

Fund Manager:

Mr. Abhinav Khandelwal (Equity)

Total Experience: 14 years

Experience in managing this fund: 1 years and 5 month (Managing since April 1, 2022)

Mr. Manish Lodha (Equity)

Total Experience: 23 years

Experience in managing this fund: 2 years and 8 months (Managing since December 21, 2020)

Mr. Rahul Pal (Debt)

Total Experience: 22 years

Experience in managing this fund: 3 years (Managing since August 24, 2020)

Date of allotment: August 24, 2020

Benchmark: Nifty 50 Arbitrage Index TRI

Option: IDCW (IDCW Option will have IDCW Reinvestment (D) & IDCW Payout facility) and Growth (D)D-Default

Minimum Amount for Subscription / Purchase: Rs. 1,000/- and in multiples of Re. 1/- thereafter.

Minimum Amount for Switch in: Rs. 1,000/- and in multiples of Re. 0.01/- thereafter.

Minimum Amount for Redemption / Switch-outs: Rs. 1,000/- or 100 units or account balance, whichever is lower

Minimum Weekly & Monthly SIP Amount: Rs 500 and in multiples of Re. 1/- thereafter

Monthly AAUM as on August 31, 2023 (Rs. in Cr.): 23.59

Monthly AUM as on August 31, 2023 (Rs. in Cr.): 23.35

Entry Load: Not applicable

Exit Load: • An exit load of 0.25% is payable if Units are redeemed / switched-out on or before completion of 30 days from the date of allotment of Units;

• Nil - If Units are redeemed / switched-out after completion of 30 days from the date of allotment of Units.

Redemption /Switch-Out of Units would be done on First in First out Basis (FIFO).

Scheme Performance (as on August 31, 2023)

Mahindra Manulife Arbitrage Fund	CAGR Returns (%)			Value of Investment of ₹ 10,000*			NAV / Index Value (as on August 31, 2023)
	1 Year	3 Year	Since Inception	1 Year (₹)	3 Year	Since Inception	
Regular Plan - Growth Option	5.24	3.55	3.55	10,525	11,102	11,111	11.1110
Nifty 50 Arbitrage Index [^]	6.99	4.85	4.86	10,701	11,527	11,541	2,196.74
CRISIL 1 Year T-Bill ^{^^}	6.39	4.49	4.46	10,641	11,408	11,409	6,813.44

[^]Benchmark ^{^^}Additional Benchmark. Inception/Allotment date: 24-Aug-20. **Past performance may or may not be sustained in future and should not be used as a basis of comparison with other investments.** Since inception returns of the scheme is calculated on face value of Rs. 10 invested at inception. The performance details provided above are of Growth Option under Regular Plan. Different Plans i.e Regular Plan and Direct Plan under the scheme has different expense structure. *Based on standard investment of Rs. 10,000 made at the beginning of the relevant period. Mr. Abhinav Khandelwal is managing this scheme since April 1, 2022. Mr. Manish Lodha is managing this fund since December 21, 2020.

SIP Performance (as on August 31, 2023)

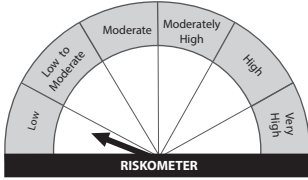
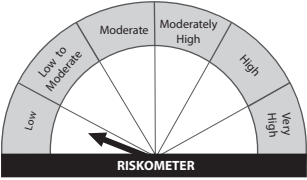
SIP Investment Period	Total Amount Invested (₹)	Regular Plan		Nifty 50 Arbitrage Index [^]		Crisil 1 Yr T-Bill Index ^{^^}	
		Market Value (₹)	CAGR Returns (%)	Market Value (₹)	CAGR Returns (%)	Market Value (₹)	CAGR Returns (%)
1 Year	1,20,000	1,23,599	5.62	1,24,887	7.65	1,24,369	6.83
3 Year	3,60,000	3,83,347	4.13	3,91,828	5.58	3,88,992	5.10
Since Inception	3,60,000	3,83,347	4.13	3,91,828	5.58	3,88,992	5.10

[^]Benchmark ^{^^}Additional Benchmark. CAGR - Compounded Annual Growth Rate. Inception/Allotment date: 24-Aug-20. **Past performance may or may not be sustained in future and should not be used as a basis of comparison with other investments.** Returns greater than 1 year period are compounded annualized. For SIP returns, monthly investment of equal amounts invested on the 1st business day of every month has been considered. CAGR Returns (%) are computed after accounting for the cash flow by using the XIRR method (investment internal rate of return).

Distributed by:

Disclaimer: Readers of this material should rely on information / data arising out of their own investigations and advised to seek independent professional advice and arrive at an informed decision before making any investments. Neither Mahindra Manulife Investment Management Private Limited nor Mahindra Manulife Trustee Private Limited, its directors or associates shall be liable for any damages that may arise from the use of the information contained herein.

Get in Touch: Unit No. 204, 2nd Floor, Amity Building, Piramal Agastya Corporate Park, LBS Road, Kamani Junction, Kurla (W), Mumbai - 400 070.
Phone: +91-22-66327900, Fax: +91-22-66327932
Toll Free No.: 1800 419 6244 Website: www.mahindramanulife.com

Scheme Name	This Product is Suitable for investors who are seeking*	Scheme Riskometer	Scheme Benchmark	Benchmark Riskometer
Mahindra Manulife Arbitrage Fund	<ul style="list-style-type: none"> Income over short term; Income through arbitrage opportunities between cash and derivative market and arbitrage opportunities within the derivative segment. 	 <p>Investors understand that their principal will be at low risk</p>	Nifty 50 Arbitrage Index TRI	

*Investors should consult their financial advisers if in doubt about whether the product is suitable for them.

Mutual Fund investments are subject to market risks, read all scheme related documents carefully.

Performance of other schemes managed by the Fund Manager(s) (as on August 31, 2023)

Scheme Name	Scheme Inception Date	Fund Manager(s)	Managing since	CAGR Returns (%)		
				1 yr	3 yrs	5 yrs
Mahindra Manulife ELSS Fund - Reg - Growth	18-Oct-16	Ms. Fatema Pacha	16-Oct-20	13.91	25.05	12.54
		Mr. Manish Lodha	21-Dec-20			
Nifty 500 Index TRI [^]				11.39	23.10	12.33
Mahindra Manulife Multi Cap Fund - Reg - Growth	11-May-17	Mr. Manish Lodha	21-Dec-20	21.05	29.71	17.49
		Ms. Fatema Pacha	16-Oct-20			
Nifty 500 Multicap 50:25:25 TRI Index [^]				16.83	27.47	13.77
Mahindra Manulife Consumption Fund - Reg - Growth	13-Nov-18	Mr. Abhinav Khandelwal	1-Apr-22	12.14	21.06	-
		Ms. Fatema Pacha	21-Dec-20			
Nifty India Consumption TRI [^]				5.27	19.40	-
Mahindra Manulife Mid Cap Fund - Reg - Growth	30-Jan-18	Mr. Abhinav Khandelwal	1-Feb-22	24.35	31.15	17.17
		Mr. Manish Lodha	21-Dec-20			
Nifty Midcap 150 TRI [^]				24.56	33.31	16.87
Mahindra Manulife Equity Savings Fund - Reg - Growth	01-Feb-17	Mr. Manish Lodha (Equity Portion)	21-Dec-20	8.73	12.73	9.10
		Mr. Renjith Sivaram (Equity Portion)	03-Jul-23			
		Mr. Kush Sonigara ⁵	03-Jul-23			
		Mr. Rahul Pal (Debt Portion)	Since inception			
Nifty Equity Savings Index TRI [^]				7.77	10.50	8.48
Mahindra Manulife Aggressive Hybrid Fund - Reg - Growth	19-July-19	Ms. Fatema Pacha (Equity Portion)	16-Oct-20	13.35	21.21	-
		Mr. Manish Lodha (Equity Portion)	21-Dec-20			
		Mr. Rahul Pal (Debt Portion)	Since inception			
CRISIL Hybrid 35+65 Aggressive Index [^]				8.76	16.12	-
Mahindra Manulife Large Cap Fund - Reg - Growth	15-Mar-19	Mr. Abhinav Khandelwal	1-Mar-22	9.55	20.46	-
		Ms. Fatema Pacha	21-Dec-20			
Nifty 100 Index TRI [^]				7.03	20.03	-
Mahindra Manulife Large & Mid Cap Fund - Reg - Growth	30-Dec-19	Mr. Manish Lodha	21-Dec-20	16.50	27.11	-
		Mr. Abhinav Khandelwal	1-Feb-22			
NIFTY Large Midcap 250 TRI [^]				15.68	26.64	-
Mahindra Manulife Flexi Cap Fund - Reg - Growth	23-Aug-21	Ms. Fatema Pacha	Since inception	16.84	-	-
		Mr. Manish Lodha				
Nifty 500 TRI [^]				11.39	-	-
Mahindra Manulife Liquid Fund - Reg - Growth	04-Jul-16	Mr Rahul Pal	Since inception	6.75	4.63	5.27
		Mr. Amit Garg	08-Jun-20			
CRISIL Liquid Debt B-I Index [^]				6.87	4.87	5.43
Mahindra Manulife Low Duration Fund - Reg - Growth	15-Feb-17	Mr Rahul Pal	Since inception	6.26	4.32	5.61
CRISIL Low Duration Debt B-I Index [^]				7.32	5.39	6.37
Mahindra Manulife Ultra Short Duration Fund - Reg - Growth	17-Oct-19	Mr Rahul Pal	Since inception	6.56	4.54	-
		Mr. Amit Garg	08-Jun-20			
CRISIL Ultra Short Duration Debt B-I Index [^]				7.35	5.38	-
Mahindra Manulife Overnight Fund - Reg - Growth	23-Jul-19	Mr Rahul Pal	Since inception	6.27	4.34	-
		Mr. Amit Garg	08-Jun-20			
CRISIL Liquid Overnight Index [^]				6.44	4.50	-
Mahindra Manulife Dynamic Bond Fund - Reg - Growth	20-Aug-18	Mr. Rahul Pal	Since inception	5.37	3.16	4.43
CRISIL Dynamic Bond B-III Index [^]				7.22	6.78	8.30
Mahindra Manulife Short Duration Fund - Reg - Growth	23-Feb-21	Mr. Rahul Pal	Since inception	5.78	-	-
		Mr. Kush Sonigara ⁵				
CRISIL Short Duration Debt B-II Index [^]				7.25	-	-
Mahindra Manulife Balanced Advantage Fund	30-Dec-21	Mr. Manish Lodha (Equity Portion)	Since inception	11.44	-	-
		Ms. Fatema Pacha (Equity Portion)				
		Mr. Rahul Pal (Debt Portion)				
Nifty 50 Hybrid Composite Debt 50: 50 Index [^]				8.27	-	-

[^]Benchmark CAGR - Compounded Annual Growth Rate. ⁵Dedicated Fund Manager for Overseas Investments.

Past performance may or may not be sustained in future and should not be used as a basis of comparison with other investments. The performance details provided above are of Growth Option under Regular Plan Different Plans i.e Regular Plan and Direct Plan under the scheme has different expense structure. Mr. Rahul Pal manages 10 schemes, Mr. Abhinav Khandelwal manages 6 schemes and Mr. Manish Lodha manages 10 schemes each of Mahindra Manulife Mutual Fund. The performance data for the schemes which have not completed one year has not been provided.

Disclaimer : Readers of this material should rely on information / data arising out of their own investigations and advised to seek independent professional advice and arrive at an informed decision before making any investments. Neither Mahindra Manulife Investment Management Private Limited nor Mahindra Manulife Trustee Private Limited, its directors or associates shall be liable for any damages that may arise from the use of the information contained herein.

Get in Touch: Unit No. 204, 2nd Floor, Amity Building, Piramal Agastya Corporate Park, LBS Road, Kamani Junction, Kurla (W), Mumbai - 400 070. Phone: +91-22-66327900, Fax: +91-22-66327932, Toll Free No.: 1800 419 6244 Website: www.mahindramanulife.com