
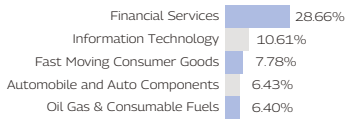

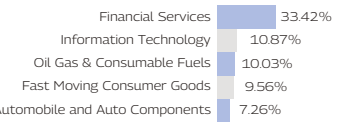

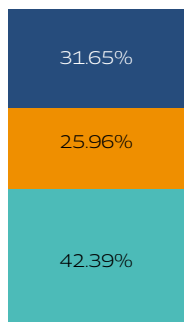
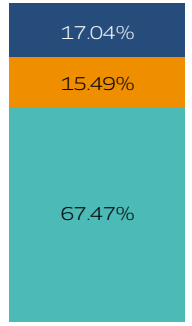
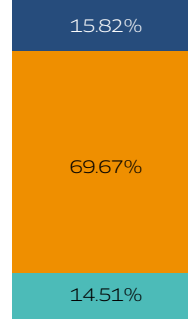
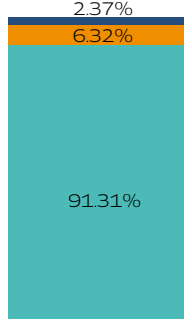
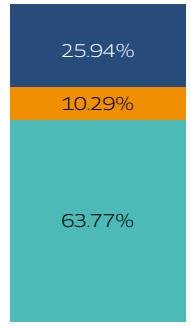


Equity & Fund of Fund Scheme Snapshot - Page 1 of 2

Contd...

Data as on 31st May - 2024

Scheme Name	Mahindra Manulife Multi Cap Fund	Mahindra Manulife ELSS Tax Saver Fund	Mahindra Manulife Mid Cap Fund	Mahindra Manulife Large Cap Fund	Mahindra Manulife Consumption Fund
Category	Multi Cap Fund	ELSS	Mid Cap Fund	Large Cap Fund	Thematic
Inception Date	May 11, 2017	October 18, 2016	January 30, 2018	March 15, 2019	November 13, 2018
Benchmark	Nifty 500 Multicap 50:25:25 TRI Index	Nifty 500 TRI Index	Nifty Midcap 150 TRI	Nifty 100 Index TRI	Nifty India Consumption TRI
Fund Manager	Manish Lodha & Fatema Pacha	Fatema Pacha & Manish Lodha	Abhinav Khandelwal & Manish Lodha	Abhinav Khandelwal & Fatema Pacha	Abhinav Khandelwal & Fatema Pacha
AUM (₹ in cr.)	3,670.19	866.79	2,580.04	470.94	195.40
Total No of Equity holdings	65	57	65	40	44
Top 5 Sectors (% to Net Assets)					
Top 10 Equity Holdings (% to Net Assets)	31%	43%	26%	52%	42%
Market Cap (% to Equity Holdings)					
Value of Rs. 10,000 invested in scheme since 1 Year	14,694	13,006	15,924	12,983	13,169
Value of Rs. 10,000 invested in benchmark since 1 Year	14,232	13,517	15,400	12,895	13,246

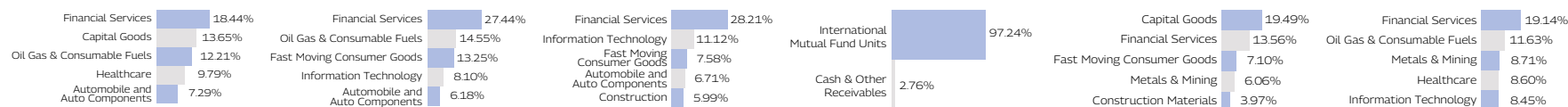
Past performance may or may not be sustained in future and should not be used as a basis of comparison with other investments. The performance details provided herein are of Growth Option under Regular Plan and based on standard investment of Rs. 10,000 made since inception. Different Plans i.e Regular Plan and Direct Plan under the scheme have different expense structure. Please refer Pg. no 31 to 36 of Factsheet for complete details of Scheme performance as per SEBI prescribed format.

Equity & Fund of Fund Scheme Snapshot - Page 2 of 2

Data as on 31st May - 2024

Scheme Name	Mahindra Manulife Large & Mid Cap Fund	Mahindra Manulife Focused Fund	Mahindra Manulife Flexi Cap Fund	Mahindra Manulife Asia Pacific REITs FOF	Mahindra Manulife Small Cap Fund	Mahindra Manulife Business Cycle Fund
Category	Large & Mid Cap Fund	Focused Fund	Flexi Cap Fund	FOF (Overseas)	Small cap Fund	Thematic
Inception Date	December 30, 2019	November 17, 2020	August 23, 2021	October 20, 2021	December 12, 2022	September 11, 2023
Benchmark	Nifty Large Midcap 250 TRI Index	NSE 500 Index TRI	Nifty 500 Index TRI	FTSE EPRA Nareit Asia ex Japan REITs Index	BSE 250 Small Cap Index TRI ⁵	NIFTY 500 TRI
Fund Manager	Manish Lodha & Abhinav Khandelwal	Krishna Sanghavi & Fatema Pacha	Fatema Pacha & Manish Lodha	Mr. Pranav Patel ¹ & Amit Garg	Mr. Abhinav Khandelwal & Mr. Manish Lodha	Mr. Krishna Sanghavi, Mr. Renjith Sivaram & Mr. Pranav Patel ¹
AUM (₹ in cr.)	2,212.13	1,408.79	1,302.93	20.07	4,131.27	877.71
Total No of Equity holdings	60	30	59	1	73	60

Top 5 Sectors (% to Net Assets)



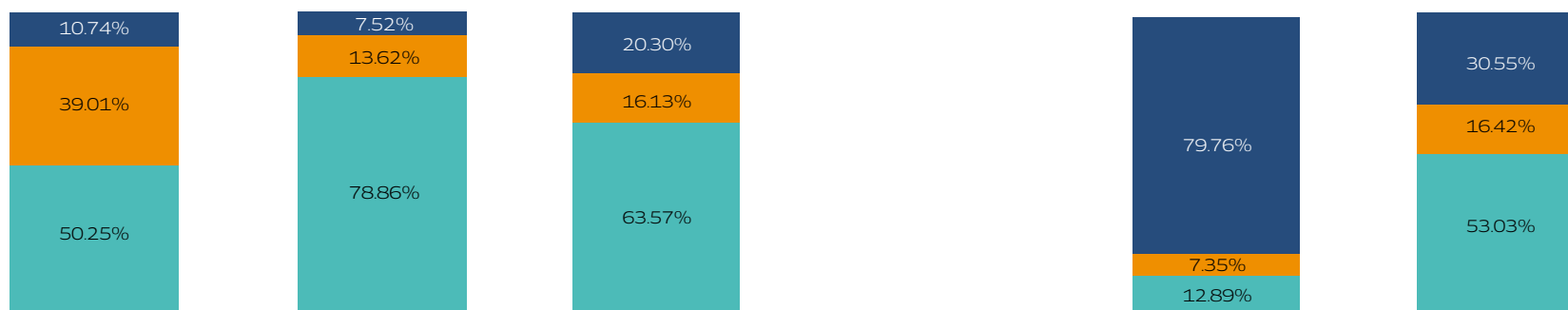
Top 10 Equity Holdings (% to Net Assets)

32% 52% 42% 97% 24% 30%

Market Cap (% to Equity Holdings)

- Small Cap
- Mid Cap
- Large Cap

As per the latest Market Capitalisation data provided by AMFI (In line with the applicable SEBI guidelines)



Value of Rs. 10,000 invested in scheme since 1 Year	14,517	14,760	13,335	9,301	16,309	N.A.
Value of Rs. 10,000 invested in benchmark since 1 Year	14,121	13,517	13,517	9,370	15,315	N.A.

Past performance may or may not be sustained in future and should not be used as a basis of comparison with other investments. The performance details provided herein are of Growth Option under Regular Plan and based on standard investment of Rs. 10,000 made since inception. Different Plans i.e Regular Plan and Direct Plan under the scheme have different expense structure. Please refer Pg. no 31 to 36 of Factsheet for complete details of Scheme performance as per SEBI prescribed format. ¹Dedicated Fund Manager for Overseas Investments. **Note:** ⁵With effect from June 1, 2024, the name of the benchmark of the said scheme has been revised from S&P BSE 250 Small Cap Index TRI to BSE 250 Small Cap Index TRI.

Hybrid Scheme Snapshot

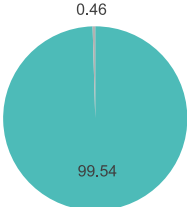
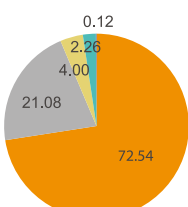
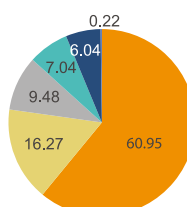
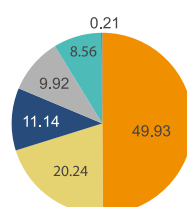
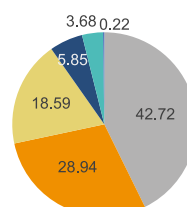
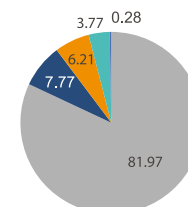
Data as on 31st May - 2024

Scheme Name	Mahindra Manulife Aggressive Hybrid Fund	Mahindra Manulife Arbitrage Fund	Mahindra Manulife Equity Savings Fund	Mahindra Manulife Balanced Advantage Fund	Mahindra Manulife Multi Asset Allocation Fund
Category	Aggressive Hybrid Fund	Arbitrage	Equity Savings	Dynamic Asset Allocation	Multi Asset Allocation
Inception Date	July 19, 2019	August 24, 2020	February 1, 2017	December 30, 2021	March 13, 2024
Benchmark	CRISIL Hybrid 35+65 Aggressive Index	Nifty 50 Arbitrage Index TRI	Nifty Equity Savings Index TRI	Nifty 50 Hybrid Composite Debt 50: 50 Index TRI	45% NIFTY 500 TRI + 40% CRISIL Composite Bond Index + 10% Domestic Price of Physical Gold + 5% Domestic Price of Silver
Fund Manager	Fatema Pacha, Manish Lodha, Rahul Pal & Mr. Amit Garg ^{EE}	Abhinav Khandelwal, Manish Lodha & Rahul Pal	Mr. Manish Lodha, Mr. Renjith Sivaram, Mr. Rahul Pal & Mr. Pranav Patel ^E	Manish Lodha, Fatema Pacha & Rahul Pal	Mr. Renjith Sivaram, Mr. Rahul Pal & Mr. Pranav Patel [^]
AUM (₹ in cr.)	1,168.14	68.30	491.46	738.59	256.79
Total No of Equity holdings	55	29	55	51	54
Top 5 Sectors (% to Net Assets)					
Top 10 Equity Holdings (% to Net Assets)	35%	37%	31%	30%	15%
Market Cap (% to Equity Holdings)					
Value of Rs. 10,000 invested in scheme since 1 Year	12,999	10,593	11,754	12,763	-
Value of Rs. 10,000 invested in benchmark since 1 Year	12,310	10,819	11,309	11,482	-

Past performance may or may not be sustained in future and should not be used as a basis of comparison with other investments. The performance details provided herein are of Growth Option under Regular Plan and based on standard investment of Rs. 10,000 made since inception. Different Plans i.e Regular Plan and Direct Plan under the scheme have different expense structure. Please refer Pg. no 31 to 36 of Factsheet for complete details of Scheme performance as per SEBI prescribed format. [^]Dedicated Fund Manager for Overseas Investments. ^{EE}Pursuant to change in Fund Management Responsibilities, the scheme shall be co-managed by Ms. Fatema Pacha, Mr. Manish Lodha, Mr. Rahul Pal and Mr. Amit Garg effective May 2, 2024.

Debt Scheme Snapshot

Data as on 31st May - 2024

Fund Characteristics	Mahindra Manulife Overnight Fund	Mahindra Manulife Liquid Fund	Mahindra Manulife Ultra Short Duration Fund	Mahindra Manulife Low Duration Fund	Mahindra Manulife Short Duration Fund	Mahindra Manulife Dynamic Bond Fund
Category	Overnight Fund	Liquid Fund	Ultra Short Duration Fund	Low Duration Fund	Short Duration Fund	Dynamic Bond
About Fund						
Inception Date	July 23, 2019	July 4, 2016	October 17, 2019	February 15, 2017	February 23, 2021	August 20, 2018
Benchmark	CRISIL Liquid Overnight Index	CRISIL Liquid Debt A-I Index	CRISIL Ultra Short Duration Debt A-I Index	CRISIL Low Duration Debt A-I Index	CRISIL Short Duration Debt A-II Index	CRISIL Dynamic Bond A-III Index
Fund Manager	Rahul Pal & Amit Garg	Rahul Pal & Amit Garg	Rahul Pal & Amit Garg	Rahul Pal	Rahul Pal & Mr. Pranav Patel [^]	Rahul Pal
Rating Profile (% Net Assets)						
Portfolio Statistics						
Annualised Portfolio YTM ²	6.71%	7.28%	7.68%	7.89%	7.82%	7.39%
Residual Maturity	3.08 Days	39.15 Days	187.41 Days	483.04 Days	4.12 Years	12.82 Years
Modified Duration	0.01	0.11	0.46	0.94	2.72	7.54
Macaulay Duration	3.08 Days	38.93 Days	168.01 Days	344.17 Days	2.72 Years	7.54 Years
Month End AUM (₹ in Cr.)	217.21	1,250.77	233.50	600.81	51.08	64.21
Month Avg. AUM (₹ in Cr.)	206.76	1,166.82	220.23	575.16	51.04	64.43
Total Expense Ratio (D)	0.09% ³	0.15% ³	0.29% ³	0.30% ³	0.29% ³	0.39% ³
Total Expense Ratio (R)	0.19% ³	0.26% ³	0.71% ³	1.09% ³	1.26% ³	1.57% ³

¹ Cash & Cash Equivalents includes Fixed Deposits, Cash & Current Assets and TREPS. ² Yield to maturity should not be construed as minimum return offered by the Scheme. ³ Includes additional expenses charged in terms of Regulation 52(6A)(b) of SEBI (Mutual Funds) Regulations, 1996 and Goods and Services Tax. [^] Dedicated Fund Manager for Overseas Investments. Please refer Pg. no 30 to 35 of Factsheet for complete details of Scheme performance as per SEBI prescribed format.