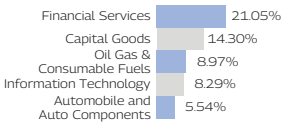
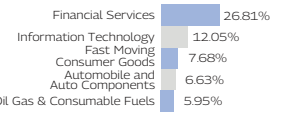
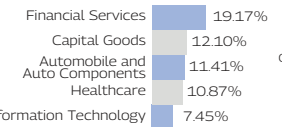
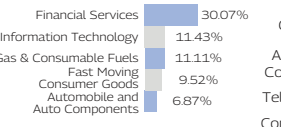
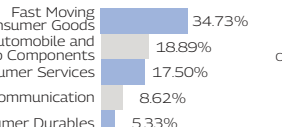
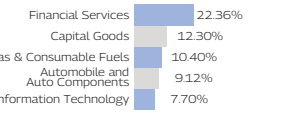
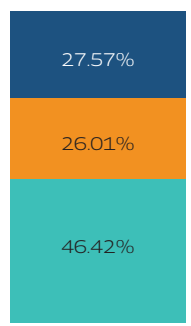
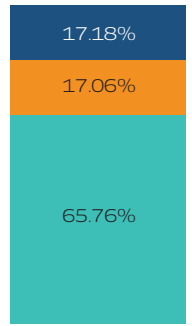
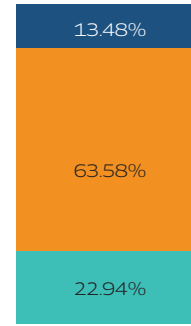
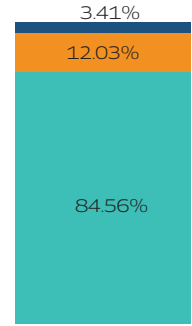
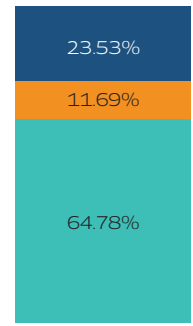
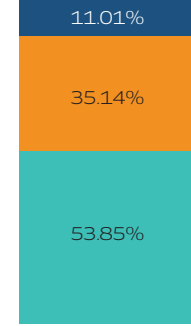


Equity & Fund of Fund Scheme Snapshot - Page 1 of 2

Contd...

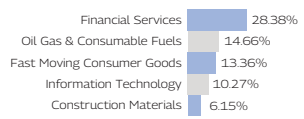
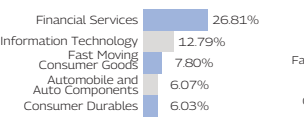
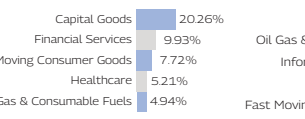
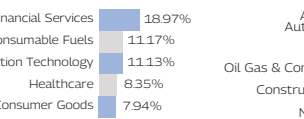
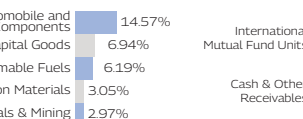
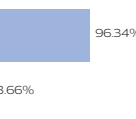
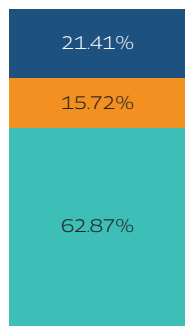
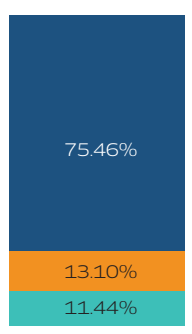
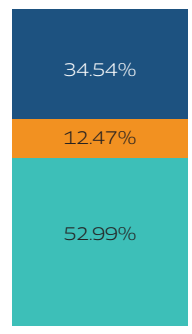
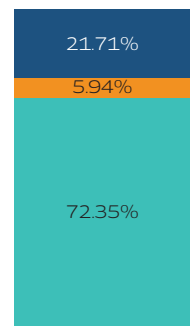
Data as on 30th June - 2024

Scheme Name	Mahindra Manulife Multi Cap Fund	Mahindra Manulife ELSS Tax Saver Fund	Mahindra Manulife Mid Cap Fund	Mahindra Manulife Large Cap Fund	Mahindra Manulife Consumption Fund	Mahindra Manulife Large & Mid Cap Fund
Category	Multi Cap Fund	ELSS	Mid Cap Fund	Large Cap Fund	Thematic	Large & Mid Cap Fund
Inception Date	May 11, 2017	October 18, 2016	January 30, 2018	March 15, 2019	November 13, 2018	December 30, 2019
Benchmark	Nifty 500 Multicap 50:25:25 TRI	Nifty 500 TRI	Nifty Midcap 150 TRI	Nifty 100 TRI	Nifty India Consumption TRI	Nifty Large Midcap 250 TRI
Fund Manager	Manish Lodha & Fatema Pacha	Fatema Pacha & Manish Lodha	Abhinav Khandelwal & Manish Lodha	Fatema Pacha & Abhinav Khandelwal	Abhinav Khandelwal & Fatema Pacha	Manish Lodha & Abhinav Khandelwal
AUM (₹ in cr.)	4,090.98	923.25	2,872.97	510.76	229.88	2,380.87
Total No of Equity holdings	67	53	67	37	44	59
Top 5 Sectors (% to Net Assets)						
Top 10 Equity Holdings (% to Net Assets)	31%	44%	27%	53%	40%	33%
Market Cap (% to Equity Holdings)						
Value of Rs. 10,000 invested in scheme since 1 Year ^{##}	14,924	13,143	16,148	13,296	13,645	14,311
Value of Rs. 10,000 invested in benchmark since 1 Year ^{##}	14,581	13,867	15,644	13,239	13,515	14,417

Past performance may or may not be sustained in future and should not be used as a basis of comparison with other investments. The performance details provided herein are of Growth Option under Regular Plan and based on standard investment of Rs. 10,000 made since inception. Different Plans i.e Regular Plan and Direct Plan under the scheme have different expense structure. Please refer Pg. no 32 to 37 of Factsheet for complete details of Scheme performance as per SEBI prescribed format. ^{##}Data as on 28 June, 2024. As June 29, 2024 and June 30, 2024, were non business days, the schemes returns disclosed are as on June 28, 2024, except for Mahindra Manulife Liquid Fund and Mahindra Manulife Overnight Fund which is as of June 30, 2024.

Equity & Fund of Fund Scheme Snapshot - Page 2 of 2

Data as on 30th June - 2024

Scheme Name	Mahindra Manulife Focused Fund	Mahindra Manulife Flexi Cap Fund	Mahindra Manulife Small Cap Fund	Mahindra Manulife Business Cycle Fund	Mahindra Manulife Manufacturing Fund	Mahindra Manulife Asia Pacific REITs FOF
Category	Focused Fund	Flexi Cap Fund	Small cap Fund	Thematic	Thematic	FOF (Overseas)
Inception Date	November 17, 2020	August 23, 2021	December 12, 2022	September 11, 2023	June 24, 2024	October 20, 2021
Benchmark	Nifty 500 TRI	Nifty 500 TRI	BSE 250 Small Cap TRI	NIFTY 500 TRI	BSE India Manufacturing TRI	FTSE EPRA Nareit Asia ex Japan REITs Index
Fund Manager	Krishna Sanghavi & Fatema Pacha	Fatema Pacha & Manish Lodha	Mr. Abhinav Khandelwal & Mr. Manish Lodha	Mr. Krishna Sanghavi, Mr. Renjith Sivaram & Mr. Pranav Patel [^]	Mr. Renjith Sivaram, Mr. Manish Lodha & Mr. Pranav Patel [^]	Mr. Pranav Patel [^] & Amit Garg
AUM (₹ in cr.)	1,551.99	1,392.69	4,568.44	973.44	777.78	18.08
Total No of Equity holdings	30	57	73	61	31	1
Top 5 Sectors (% to Net Assets)						
Top 10 Equity Holdings (% to Net Assets)	55%	43%	24%	31%	22%	96%
Market Cap (% to Equity Holdings)						
Value of Rs. 10,000 invested in scheme since 1 Year ^{##}	15,215	13,580	16,461	N.A.	N.A.	9,152
Value of Rs. 10,000 invested in benchmark since 1 Year ^{##}	13,867	13,867	15,817	N.A.	N.A.	9,310

Past performance may or may not be sustained in future and should not be used as a basis of comparison with other investments. The performance details provided herein are of Growth Option under Regular Plan and based on standard investment of Rs. 10,000 made since inception. Different Plans i.e Regular Plan and Direct Plan under the scheme have different expense structure. Please refer Pg. no 32 to 37 of Factsheet for complete details of Scheme performance as per SEBI prescribed format. [^]Dedicated Fund Manager for Overseas Investments. As June 29, 2024 and June 30, 2024, were non business days, the schemes returns disclosed are as on June 28, 2024, except for Mahindra Manulife Liquid Fund and Mahindra Manulife Overnight Fund which is as of June 30, 2024.

Hybrid Scheme Snapshot

Data as on 30th June - 2024

Scheme Name	Mahindra Manulife Aggressive Hybrid Fund	Mahindra Manulife Arbitrage Fund	Mahindra Manulife Equity Savings Fund	Mahindra Manulife Balanced Advantage Fund	Mahindra Manulife Multi Asset Allocation Fund
Category	Aggressive Hybrid Fund	Arbitrage	Equity Savings	Dynamic Asset Allocation	Multi Asset Allocation
Inception Date	July 19, 2019	August 24, 2020	February 1, 2017	December 30, 2021	March 13, 2024
Benchmark	CRISIL Hybrid 35+65 Aggressive Index	Nifty 50 Arbitrage TRI	Nifty Equity Savings TRI	Nifty 50 Hybrid Composite Debt 50: 50 Index TRI	45% NIFTY 500 TRI + 40% CRISIL Composite Bond Index + 10% Domestic Price of Physical Gold + 5% Domestic Price of Silver
Fund Manager	Fatema Pacha, Manish Lodha, Rahul Pal & Mr. Amit Garg	Abhinav Khandelwal, Manish Lodha & Rahul Pal	Mr. Manish Lodha, Mr. Renjith Sivaram, Mr. Rahul Pal & Mr. Pranav Patel [^]	Manish Lodha, Fatema Pacha & Rahul Pal	Mr. Renjith Sivaram, Mr. Rahul Pal & Mr. Pranav Patel [^]
AUM (₹ in cr.)	1,275.84	69.34	502.27	776.36	276.75
Total No of Equity holdings	54	30	53	52	57
Top 5 Sectors (% to Net Assets)	<ul style="list-style-type: none"> Financial Services 20.92% Information Technology 8.57% Fast Moving Consumer Goods 7.07% Oil Gas & Consumable Fuels 6.79% Automobile and Auto Components 6.03% 	<ul style="list-style-type: none"> Financial Services 17.10% Metals & Mining 10.36% Oil Gas & Consumable Fuels 9.07% Power 6.47% Services 3.64% 	<ul style="list-style-type: none"> Financial Services 18.61% Construction Materials 9.68% Fast Moving Consumer Goods 6.98% Oil Gas & Consumable Fuels 6.23% Information Technology 5.84% 	<ul style="list-style-type: none"> Financial Services 14.52% Oil Gas & Consumable Fuels 8.86% Power 7.64% Automobile and Auto Components 6.00% Information Technology 5.55% 	<ul style="list-style-type: none"> Financial Services 9.02% Oil Gas & Consumable Fuels 5.66% Fast Moving Consumer Goods 5.10% Information Technology 4.34% Capital Goods 3.28%
Top 10 Equity Holdings (% to Net Assets)	36%	35%	33%	29%	14%
Market Cap (% to Equity Holdings)	<ul style="list-style-type: none"> Small Cap 17.21% Mid Cap 15.28% Large Cap 67.51% 	<ul style="list-style-type: none"> Small Cap 13.11% Mid Cap - Large Cap 86.89% 	<ul style="list-style-type: none"> Small Cap 10.07% Mid Cap 6.58% Large Cap 83.35% 	<ul style="list-style-type: none"> Small Cap 13.13% Mid Cap 21.19% Large Cap 65.68% 	<ul style="list-style-type: none"> Small Cap 23.63% Mid Cap 19.23% Large Cap 57.14%
Value of Rs. 10,000 invested in scheme since 1 Year ^{**}	13,511	10,616	11,752	12,821	-
Value of Rs. 10,000 invested in benchmark since 1 Year ^{**}	12,546	10,805	11,435	11,690	-

Past performance may or may not be sustained in future and should not be used as a basis of comparison with other investments. The performance details provided herein are of Growth Option under Regular Plan and based on standard investment of Rs. 10,000 made since inception. Different Plans i.e Regular Plan and Direct Plan under the scheme have different expense structure. Please refer Pg. no 32 to 37 of Factsheet for complete details of Scheme performance as per SEBI prescribed format. [^]Dedicated Fund Manager for Overseas Investments. ^{**}Data as on 28 June, 2024. As June 29, 2024 and June 30, 2024, were non business days, the schemes returns disclosed are as on June 28, 2024, except for Mahindra Manulife Liquid Fund and Mahindra Manulife Overnight Fund which is as of June 30, 2024.

Debt Scheme Snapshot

Data as on 30th June - 2024

Fund Characteristics	Mahindra Manulife Overnight Fund	Mahindra Manulife Liquid Fund	Mahindra Manulife Ultra Short Duration Fund	Mahindra Manulife Low Duration Fund	Mahindra Manulife Short Duration Fund	Mahindra Manulife Dynamic Bond Fund
About Fund						
Category	Overnight Fund	Liquid Fund	Ultra Short Duration Fund	Low Duration Fund	Short Duration Fund	Dynamic Bond
Inception Date	July 23, 2019	July 4, 2016	October 17, 2019	February 15, 2017	February 23, 2021	August 20, 2018
Benchmark	CRISIL Liquid Overnight Index	CRISIL Liquid Debt A-I Index	CRISIL Ultra Short Duration Debt A-I Index	CRISIL Low Duration Debt A-I Index	CRISIL Short Duration Debt A-II Index	CRISIL Dynamic Bond A-III Index
Fund Manager	Rahul Pal & Amit Garg	Rahul Pal & Amit Garg	Rahul Pal & Amit Garg	Rahul Pal	Rahul Pal & Mr. Pranav Patel [^]	Rahul Pal
Rating Profile (% Net Assets)						
Portfolio Statistics						
Annualised Portfolio YTM ²	6.81%	7.32%	7.65%	8.00%	7.78%	7.40%
Residual Maturity	2.04 Days	57.64 Days	195.40 Days	520.88 Days	4.19 Years	14.32 Years
Modified Duration	0.01	0.16	0.46	0.92	2.56	7.28
Macaulay Duration	2.04 Days	57.59 Days	176.58 Days	357.76 Days	2.69 Years	7.55 Years
Month End AUM (₹ in Cr.)	355.74	1,148.76	231.99	481.99	49.06	45.33
Month Avg. AUM (₹ in Cr.)	347.29	1,259.92	233.04	530.99	49.65	58.11
Total Expense Ratio (D)	0.09% ³	0.15% ³	0.29% ³	0.30% ³	0.29% ³	0.39% ³
Total Expense Ratio (R)	0.19% ³	0.26% ³	0.71% ³	1.09% ³	1.26% ³	1.57% ³

1 Cash & Cash Equivalents includes Fixed Deposits, Cash & Current Assets and TREPS. 2 Yield to maturity should not be construed as minimum return offered by the Scheme. 3 Includes additional expenses charged in terms of Regulation 52(6A)(b) of SEBI (Mutual Funds) Regulations, 1996 and Goods and Services Tax. ^ Dedicated Fund Manager for Overseas Investments. Please refer Pg. no 32 to 37 of Factsheet for complete details of Scheme performance as per SEBI prescribed format. As June 29, 2024 and June 30, 2024, were non business days, the schemes returns disclosed are as on June 28, 2024, except for Mahindra Manulife Liquid Fund and Mahindra Manulife Overnight Fund which is as of June 30, 2024.