

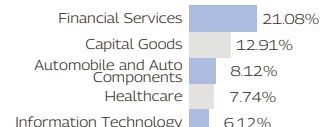
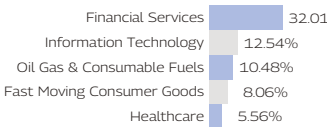
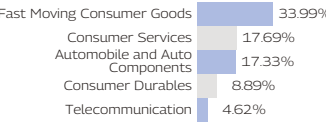
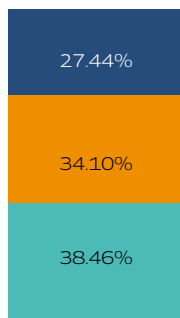
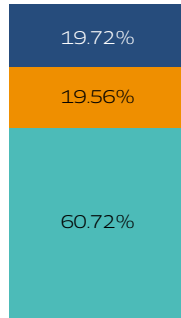

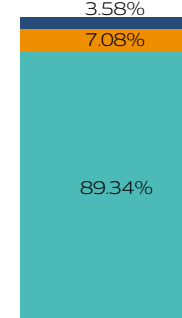
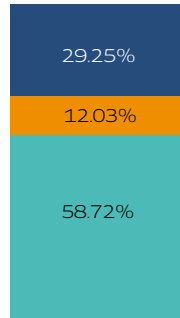


Equity & Fund of Fund Scheme Snapshot - Page 1 of 2

Contd...

Data as on 31st December - 2023

Scheme Name	Mahindra Manulife Multi Cap Fund	Mahindra Manulife ELSS Tax Saver Fund	Mahindra Manulife Mid Cap Fund	Mahindra Manulife Large Cap Fund	Mahindra Manulife Consumption Fund
Category	Multi Cap	ELSS	Mid Cap	Large Cap	Thematic
Inception Date	May 11, 2017	October 18, 2016	January 30, 2018	March 15, 2019	November 13, 2018
Benchmark	Nifty 500 Multicap 50:25:25 TRI Index	Nifty 500 Index TRI	Nifty Midcap 150 Index TRI	Nifty 100 Index TRI	Nifty India Consumption TRI
Fund Manager	Manish Lodha & Fatema Pacha	Fatema Pacha & Manish Lodha	Abhinav Khandelwal & Manish Lodha	Abhinav Khandelwal & Fatema Pacha	Abhinav Khandelwal & Fatema Pacha
AUM (₹ in cr.)	2,664.68	756.34	1,902.65	327.38	124.05
Total No of Equity holdings	64	58	68	43	49
Top 5 Sectors (% to Net Assets)					
Top 10 Equity Holdings (% to Net Assets)	28%	40%	23%	48%	37%
Market Cap (% to Equity Holdings)					
Value of Rs. 10,000 invested in scheme since 1 Year ⁵	13,423	12,578	14,701	12,188	12,701
Value of Rs. 10,000 invested in benchmark since 1 Year ⁵	13,374	12,691	14,461	12,124	12,796

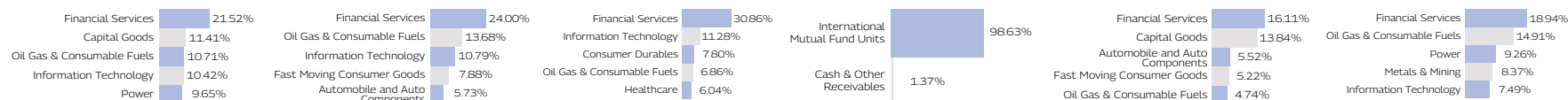
Past performance may or may not be sustained in future and should not be used as a basis of comparison with other investments. The performance details provided herein are of Growth Option under Regular Plan and based on standard investment of Rs. 10,000 made since inception. Different Plans i.e Regular Plan and Direct Plan under the scheme have different expense structure. Please refer Pg. no 30 to 35 of Factsheet for complete details of Scheme performance as per SEBI prescribed format. ⁵Data as on 29th December 2023.

Equity & Fund of Fund Scheme Snapshot - Page 2 of 2

Data as on 31st December - 2023

Scheme Name	Mahindra Manulife Large & Mid Cap Fund	Mahindra Manulife Focused Fund	Mahindra Manulife Flexi Cap Fund	Mahindra Manulife Asia Pacific REITs FOF	Mahindra Manulife Small Cap Fund	Mahindra Manulife Business Cycle Fund
Category	Large and Mid Cap	Focused	Flexi Cap	FOF (Overseas)	Small Cap	Thematic Fund
Inception Date	December 30, 2019	November 17, 2020	August 23, 2021	October 20, 2021	December 12, 2022	September 11, 2023
Benchmark	Nifty LargeMidcap 250 TRI Index	NIFTY 500 Index TRI	NIFTY 500 Index TRI	FTSE EPRA Nareit Asia ex Japan REITs Index	S&P BSE 250 Small Cap TRI	NIFTY 500 TRI
Fund Manager	Manish Lodha & Abhinav Khandelwal	Krishna Sanghavi & Fatema Pacha	Fatema Pacha & Manish Lodha	Mr. Kush Sonigara ¹ & Amit Garg	Mr. Abhinav Khandelwal & Mr. Manish Lodha	Mr. Krishna Sanghavi, Mr. Renjith Sivaram & Mr. Kush Sonigara ²
AUM (₹ in cr.)	1,695.91	1,027.12	1,162.50	26.84	3,100.00	590.63
Total No of Equity holdings	60	30	57	1	77	56

Top 5 Sectors (% to Net Assets)



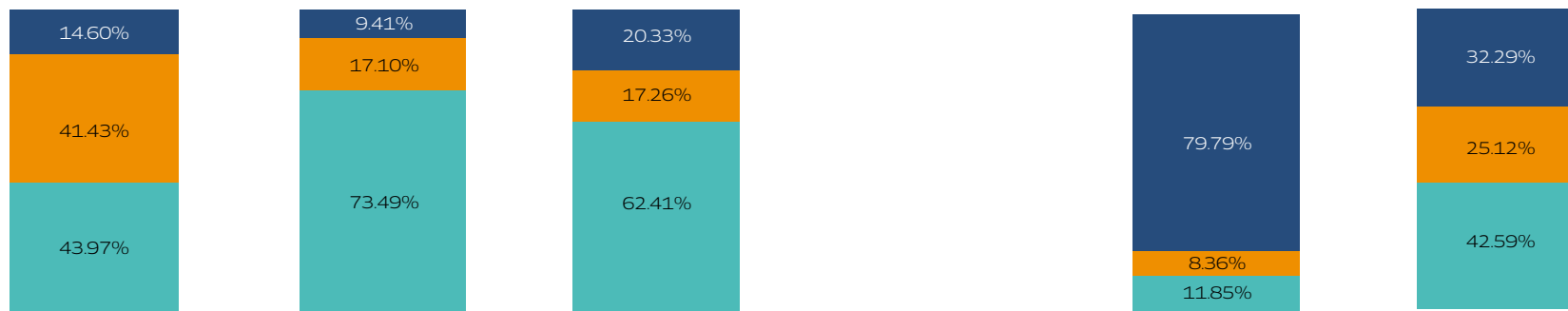
Top 10 Equity Holdings (% to Net Assets)

29% 52% 40% 99% 22% 29%

Market Cap (% to Equity Holdings)

- Small Cap
- Mid Cap
- Large Cap

As per the latest Market Capitalisation data provided by AMFI (In line with the applicable SEBI guidelines)


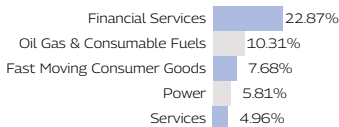

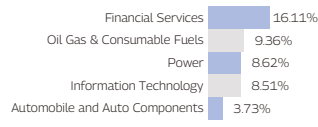
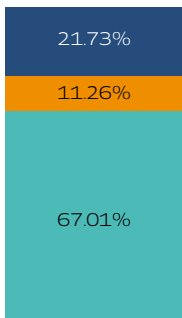
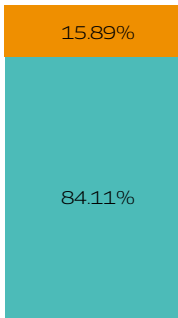
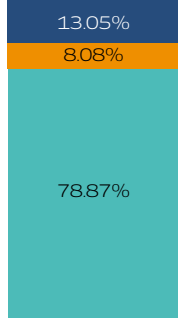
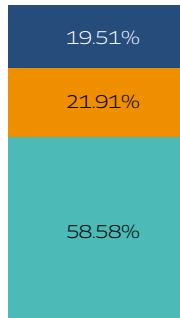


Value of Rs. 10,000 invested in scheme since 1 Year ⁵	13,222	12,992	13,091	10,051	15,718	N.A.
Value of Rs. 10,000 invested in benchmark since 1 Year ⁵	13,266	12,691	12,691	10,297	14,726	N.A.

Past performance may or may not be sustained in future and should not be used as a basis of comparison with other investments. The performance details provided herein are of Growth Option under Regular Plan and based on standard investment of Rs. 10,000 made since inception. Different Plans i.e Regular Plan and Direct Plan under the scheme have different expense structure. Please refer Pg. no 30 to 35 of Factsheet for complete details of Scheme performance as per SEBI prescribed format. ¹Dedicated Fund Manager for Overseas Investments. ⁵Data as on 29th December 2023. **Note:** ²Pursuant to change in Fund Management Responsibilities, the scheme shall be managed by Mr. Pranav Patel (Dedicated Fund Manager for Overseas Investment) and Amit Garg effective January 5, 2024. ³Pursuant to change in Fund Management Responsibilities, the scheme shall be managed by Mr. Krishna Sanghavi, Mr. Renjith Sivaram and Mr. Pranav Patel (Dedicated Fund Manager for Overseas Investment) effective January 5, 2024.

Hybrid Scheme Snapshot

Data as on 31st December - 2023

Scheme Name	Mahindra Manulife Aggressive Hybrid Fund	Mahindra Manulife Arbitrage Fund	Mahindra Manulife Equity Savings Fund	Mahindra Manulife Balanced Advantage Fund
Category	Aggressive Hybrid	Hybrid - Arbitrage	Equity Savings	Dynamic Asset Allocation
Inception Date	July 19, 2019	August 24, 2020	February 1, 2017	December 30, 2021
Benchmark	CRISIL Hybrid 35+65 - Aggressive Index	Nifty 50 Arbitrage Index	Nifty Equity Savings Index TRI	Nifty 50 Hybrid Composite Debt 50: 50 Index TRI
Fund Manager	Fatema Pacha, Manish Lodha & Rahul Pal	Abhinav Khandelwal, Manish Lodha & Rahul Pal	Mr. Manish Lodha, Mr. Renjith Sivaram, Mr. Rahul Pal & Mr. Kush Sonigara ^{^##}	Manish Lodha, Fatema Pacha & Rahul Pal
AUM (₹ in cr.)	949.81	32.80	429.64	616.90
Total No of Equity holdings	57	18	57	51
Top 5 Sectors (% to Net Assets)				
Top 10 Equity Holdings (% to Net Assets)	32%	52%	32%	26%
Market Cap (% to Equity Holdings)				
Value of Rs. 10,000 invested in scheme since 1 Year [§]	12,334	10,579	11,464	11,991
Value of Rs. 10,000 invested in benchmark since 1 Year [§]	11,841	10,795	11,239	11,426

Past performance may or may not be sustained in future and should not be used as a basis of comparison with other investments. The performance details provided herein are of Growth Option under Regular Plan and based on standard investment of Rs. 10,000 made since inception. Different Plans i.e Regular Plan and Direct Plan under the scheme have different expense structure. Please refer Pg. no 30 to 35 of Factsheet for complete details of Scheme performance as per SEBI prescribed format. [^]Dedicated Fund Manager for Overseas Investments. [§]Data as on 29th December 2023. **Note:** ^{##}Pursuant to change in Fund Management Responsibilities, the scheme shall be managed by Mr. Manish Lodha, Mr. Renjith Sivaram, Mr. Rahul Pal and Mr. Pranav Patel (Dedicated Fund Manager for Overseas Investment) effective January 5, 2024.

Debt Scheme Snapshot

Data as on 31st December - 2023

Fund Characteristics		Mahindra Manulife Overnight Fund	Mahindra Manulife Liquid Fund	Mahindra Manulife Ultra Short Duration Fund	Mahindra Manulife Low Duration Fund	Mahindra Manulife Short Duration Fund	Mahindra Manulife Dynamic Bond Fund
About Fund	Category	Overnight Fund	Liquid Fund	Ultra Short Duration Fund	Low Duration Fund	Short Duration Fund	Dynamic Bond Fund
	Inception Date	July 23, 2019	July 4, 2016	October 17, 2019	February 15, 2017	February 23, 2021	August 20, 2018
	Benchmark	CRISIL Liquid Overnight Index	CRISIL Liquid Debt B-I Index	CRISIL Ultra Short Duration Debt B-I Index	CRISIL Low Duration Debt B-I Index	CRISIL Short Duration Debt B-II Index	CRISIL Dynamic Bond B-III Index
	Fund Manager	Rahul Pal & Amit Garg	Rahul Pal & Amit Garg	Rahul Pal & Amit Garg	Rahul Pal	Rahul Pal & Kush Sonigara ^{^###}	Rahul Pal
Rating Profile (% Net Assets)	<ul style="list-style-type: none"> ■ AA ■ AA+ ■ AAA/A1+ ■ Sovereign ■ Cash & Cash Equivalents¹ ■ Corporate Debt Market Development Fund 						
	Portfolio Statistics	Annualised Portfolio YTM ²	6.91%	7.52%	7.78%	7.97%	7.71%
	Residual Maturity	1.16 Days	53.71 Days	192.38 Days	488.73 Days	4.30 Years	9.37 Years
	Modified Duration	0.003	0.15	0.44	0.84	2.63	5.42
	Macaulay Duration	1.16 Days	53.59 Days	168.76 Days	324.22 Days	2.74 Years	5.63 Years
	Month End AUM (₹ in Cr.)	230.75	577.26	200.74	491.51	44.27	69.53
	Month Avg. AUM (₹ in Cr.)	168.91	837.49	193.95	508.79	44.02	70.63
	Total Expense Ratio (D)	0.09% ³	0.14% ³	0.29% ³	0.30% ³	0.29% ³	0.39% ³
	Total Expense Ratio (R)	0.19% ³	0.25% ³	0.71% ³	1.09% ³	1.26% ³	1.57% ³

1 Cash & Cash Equivalents includes Fixed Deposits, Cash & Current Assets and TREPS. 2 Yield to maturity should not be construed as minimum return offered by the Scheme. 3 Includes additional expenses charged in terms of Regulation 52(6A)(b) of SEBI (Mutual Funds) Regulations, 1996 and Goods and Service Tax. ^ Dedicated Fund Manager for Overseas Investments. Please refer Pg. no 30 to 35 of Factsheet for complete details of Scheme performance as per SEBI prescribed format.

Note: ^{###}Pursuant to change in Fund Management Responsibilities, the scheme shall be managed by Mr. Rahul Pal and Mr. Pranav Patel (Dedicated Fund Manager for Overseas Investment) effective January 5, 2024.